



LM<sup>TM</sup>  
Dental

LM

feel the  
difference

Making dental care safe, efficient and pleasant.

---

LM

feel the  
difference



# Your skills are worth LM™

Whether it comes to the design or the production of the LM-Dental™ instruments, we focus on the specific needs of the dental experts. We are in a constant communication with the end users of our products to keep our product development on the cutting edge. We are the innovation leader that others copy. Our radical product theses of the 1980s – a thicker handle, optimized shape, elastic surface, lightness and color coding – have become industry wide standards in the 21st century.

The ergonomics has been the guiding light of our product development since the establishment of the company. Based on new research we now know more than ever about ergonomic instrumentation. The result is LM-ErgoSense®, a future icon in dentistry. With contemporary coating technology we are able to add on additional features, that offer unique benefits for you and your patient. Sharpen free periodontal and non-stick restorative instruments are available for you to choose.

In addition to the new level of ergonomics, LM-ErgoSense® offers new opportunities with its built-in RFID technology, which together with scanning readers and software create a unique LM Dental Tracking System™.

You can feel the difference and so does your most satisfied patient.

## PLANMECA

LM-Dental™ is part of the Planmeca Group, one of the world's leading manufacturers of dental equipment.  
[www.planmeca.com](http://www.planmeca.com)

### 3 LM-DENTAL™

Ergonomics and coatings | LM Sharp Diamond™ sharpen free coating | LM-ErgoSense® & LM Dental Tracking System™ | Handle selection

### 9 DIAGNOSTICS

Mirror handles | Explorers | Periodontal probes | Furcation probes

### 17 PERIODONTICS

LM Sharp Diamond™ sharpen free instruments | Sickle scalars | Universal curettes | Special instruments | Gracey finishing curettes | LM-ErgoMix™ implant series | Surgical handle

### 40 RESTORATION

Cavity preparation | Carrying and placing filling materials | Aesthetic restorations | LM-Arte™ instruments | LM-MultiHolder™ system | Non-stick LM Dark Diamond™ instruments | Condensing and layering | Contouring and sculpting

### 51 ENDODONTICS

Hand files and reamers | Root canal explorer | Root canal excavators | Endo plugger | Endo spreaders

### 54 EXTRACTION

Elevators | Luxating instruments | Root tip instruments

### 57 IMPLANT SURGERY

Instruments for implant positioning

### 59 ORTHODONTICS

Removable appliances | Orthodontic hand instruments

### 69 INSTRUMENT HANDLING & MAINTENANCE

LM-ServoMax™ tray system | LM-Servo™ cassettes | Coding products | LM-RondoPlus™ sharpening machine | LM™ instrument reprocessing recommendations

# The pioneer in INSTRUMENT ERGONOMICS

How to define the ergonomics of a hand instrument? Firstly a non-slip, natural grip on an instrument are essential. Secondly a lightweight and optimized design prevents effectively occupational diseases. Thirdly a good tactile sensitivity and easy handling of the instrument guarantee the best clinical results. Reliability, wear resistance and comfort are the features that will be evident for both, the dentist and the patient. These are the guiding principals how Pekka Kangasniemi, DDS, one of the founders of LM™, defined instrument ergonomics already in the 1980s.

Still today our aim in product development is to innovate together with the clinicians. Based on new research we now know more than ever about ergonomic instrumentation. The result is LM-ErgoSense®, which fits the hand perfectly, enables relaxed grip and offers ultimate tactile sensitivity.

## Contemporary coatings offer new benefits

With contemporary coating technology we are able to add additional features to our dental instruments offering unique benefits. Sharpen free periodontal and non-stick restorative instruments are finally reality. LM Dark Diamond™ instruments with non-stick diamond like coating allow for pleasant and precise contouring of composite resins.

### Sharpen or not?

In periodontics the hot discussion topic has been whether instruments should be sharpened or not. In both cases LM™ periodontal instruments are ultimate in metallurgy. The high wear resistance and hardness of the blade metal makes them efficient, long-lasting and comfortable. Resulting from the advanced material technical research and modern micro coating technology LM™ can offer the highest quality in both uncoated and coated product categories.

**Sharpen free** - The micro coated LM Sharp Diamond™ instruments are completely sharpen free and razor sharp.

**Resharpen** - If you wish to resharpen the uncoated LM-DuraGradeMAX™ supersteel offers you the ultimate wear resistance.

The choice is yours.

Elastic, ergonomic surface material and optimal contouring  
- comfortable and non-slip grip

Special alloyed metal core  
- lightweight structure  
- metal-to-metal connection for enhanced tactile sensitivity

Optimal rigidity  
- excellent sensitivity and efficiency  
- outstanding corrosion resistance

Precision formed tips and high-quality finishing  
- extremely sharp and smooth cutting edge



UNCOATED

**LM DuraGradeMAX™**  
supersteel

- High wear resistance
- Immune to corrosion
- Can be resharpened

COATED

**LM DarkDiamond™**  
non-stick coating

- Exclusive diamond like coating for restorative instruments
- Extremely hard & smooth surface
  - Easy non-stick application and modeling of composite
- Dark color for maximum contrast

NON-STICK

## High-tech production technology

Like every true professional we also aim for the ultimate perfection in our work. LM-Dental™ devotes its entire product development and production process to achieve the best possible quality in all our products for you to have the very best tools to work with. We deliver the highest of quality to guarantee your success in the treatment results. All our products are produced in Finland.

# Enjoy sharpen free prophy & perio

Opposites attract. This holds true with high-quality, periodontal instruments. Optimally they are razor sharp, extremely hard, yet smooth and light. A new micro membrane coating made using modern Physical Vapor Deposition (PVD) technology enables LM™ to create LM Sharp Diamond™ instruments with the optimum combination of these features. LM Sharp Diamonds™ are completely sharpen free, tough but refined, offering unique benefits for you and your patient.

*"It's great that I don't need to waste my time on sharpening any longer! Since the LM Sharp Diamond™ instruments are totally sharpen free, I can concentrate on the clinical work. Even my patients have noticed how these instruments feel more comfortable and are quieter. I can remove calculus with controlled strokes using extremely light grip. The long-lasting sharpness really makes a difference!"*

Anna, Registered Dental Hygienist, USA



## CHOOSE SHARP.

### SHARPEN FREE MICRO COATING

You will enjoy full control and improved tactile sense while easily effectively removing the calculus.

Savings of time & money



Long-lasting superior sharpness

Highest rated ergonomics with sensational grip\*

Improved productivity & clinical results

### DIAMOND-LIKE FEATURES

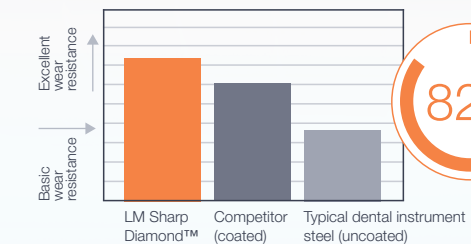


### HARDNESS

Hardness contributes to the durability of the instrument. LM Sharp Diamond™ reach hardness of over 63 on Rockwell scale.



### WEAR RESISTANCE\*\*



decrease in wear compared to typical dental hand instrument material.


Reference studies: \* (1) Sormunen E., Nevala N: Evaluation of ergonomics and usability of dental scaling instruments; Dental scaling simulation and Field study, part III. Finnish Institute of Occupational Health, LM-Instruments Oy. (2) Nevala N, Sormunen E, Remes J, Suomalainen K: Ergonomic and productivity evaluation of scaling instruments in dentistry. The Ergonomics Open Journal 2013; 6: 6-12. \*\* Leppänen J. et al: The influence of PVD coatings on the wear performance of steel dental currettes. Key Engineering Materials Vol. 674 (2016), 289-295.

SHARPEN FREE

#### COATED

### LMSharpDiamond™ sharpen free coating

- Micro membrane coating for periodontal instruments made using the most advanced PVD (Physical Vapor Deposition) technology
- Completely sharpen free
- Superior long-lasting sharpness
- Maximal wear resistance



Cutting edge of the LM Sharp Diamond™ curette and the magnification of the edge after the test.



Cutting edge of a typical non-coated curette and the magnification of the edge after the test.

## LM-ErgoSense® instrument handle

# UNIQUE COMBINATION OF SENSATIONAL ERGONOMICS AND NEW RFID TECHNOLOGY

Today the focus is on ergonomics – without losing sight of efficiency. The LM-ErgoSense® hand instrument meets both of these requirements and is truly a unique combination of ergonomic design and integrated new RFID technology. It is the outcome of intense research and product development in close cooperation with dental clinicians and professionals. An ergonomic, high quality hand instrument naturally feels good in the hand. Even genuinely sensational as the smart LM-ErgoSense® has been described.

### Rated as the best hand instrument

The value of a truly ergonomic instrument grip can never be emphasized enough as revealed in several scientific studies. A hand instrument with thick silicone handle has been found to be more usable, cause lower perceived strain and to be more productive than those with thinner handles (1). LM-ErgoSense® was rated as the best in ten out of fourteen specified usability features compared with the other tested instruments in a dental scaling simulation (1). It was also ranked as the best instrument.

Most participants in the authentic scaling part of the study considered the LM-ErgoSense® silicone handle as their favorite due to the enhanced grip, comfort and instrument's functional design. The participants' evaluations were based on their active use of the LM-ErgoSense® in authentic clinical work. In another study focusing on ergonomics, usability characteristics and work productivity using different manufacturers' hand instruments the thick, silicone coated LM hand instruments were the most preferred choice in regard to all 18 usability criteria used in the test (2).



“Feels great  
in the hand.”

Reference studies:

(1) Sormunen E., Nevala N: Evaluation of ergonomics and usability of dental scaling instruments; Dental scaling simulation and Field study, part III. Finnish Institute of Occupational Health, LM-Instruments Oy.

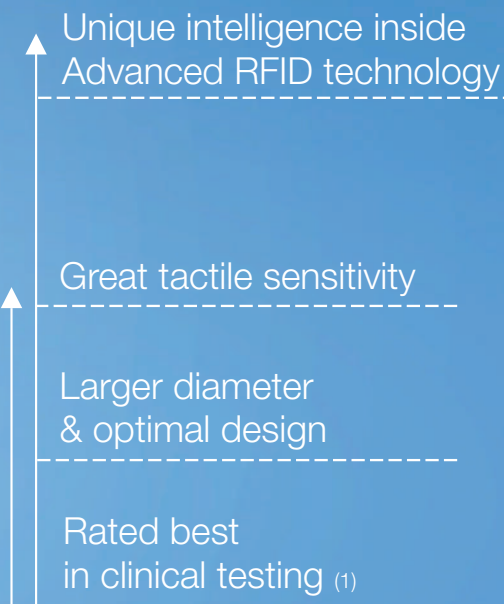
(2) Nevala N, Sormunen E, Remes J, Suomalainen K: Ergonomic and productivity evaluation of scaling instruments in dentistry. The Ergonomics Open Journal 2013; 6, 6-12.

# INTELLIGENCE INSIDE

In designing LM-ErgoSense® instrument LM™ developed an intelligent instrument offering unique opportunities to improve material handling and patient safety in the clinic as a part of LM Dental Tracking System™. All the LM™ instruments with LM-ErgoSense® handle are available with integrated RFID chip enabling a complete and reliable traceability by LM DTST™.

More information on page 41 and at [www.dentaltracking.com](http://www.dentaltracking.com).

## Choose smart.



Scan the QR for story of LM-ErgoSense®



### WARRANTY TERMS

Scan the QR for LM-Dental™ warranty terms, or contact your LM™ representative.



# Choosing the handle

Choosing the most ergonomic hand instrument can make a big difference in terms of discomforts and disorders when performing dental work. It is by no means insignificant what the diameter of the hand instrument's handle is or what the material of the grip surface is. When holding the instruments for approximately 2,000 hours each year, the design, weight and feel of the instrument are crucial for the dental practitioner in terms of his/her performance and productivity.

LM™ instruments are available with a selection of different handles. All exceptionally ergonomic due to the elastic silicone coating and optimized contouring. The clinician's hand fit and indication both play a role in selecting an ideal handle type. Interchanging different handles, may place the user's hand under even less strain.



## Colors, naming and coding

To facilitate color coding and brighten up working practices all the LM™ instruments come in refreshing colors. The name and the code number on the handle ease the identification of the instrument during clinical procedures and maintenance.

# Handle selection



## LMErgoSense®

The larger diameter and design provide sensational grip that has been proven to be ergonomic and efficient in scientific clinical testing.

LM-ErgoSense® handle is available with integrated LM DTS™ RFID tag. The compatibility with the LM Dental Tracking System™ offers many opportunities to improve asset management and patient safety.

More information about unique LM Dental Tracking System™ at [www.dentaltracking.com](http://www.dentaltracking.com).



## LMErgoMax™

Classic ergonomic design that others copy. Functions well in all clinical procedures and guarantees excellent tactile sensitivity and relaxed grip.



## Codes and diameters

### LMErgoSense®

ES = LM-ErgoSense® handle  
(Ø 13.7 mm)



EST = LM-ErgoSense® handle with integrated LM DTS™ RFID tag

### LMErgoMax™

XSI = LM-ErgoMax™ handle  
(Ø 11.5 mm)



## Special handles



### LMErgoNorm™

The thinner handle that functions best in light clinical procedures.



### LMErgoMix™

The LM-ErgoMix™ handle for exchangeable tips offers all the economical and ecological benefits of retipping. See page 38.



### LMErgoSingle™

Well balanced mirror handle with better reachability. See page 10.

#### LMErgoNorm™

SI = LM-ErgoNorm™ handle  
(Ø 8.5 mm)

#### LMErgoMix™

EM = LM-ErgoMix™ handle  
(Ø 12.5 mm)

#### LMErgoSingle™

ESI = LM-ErgoSingle™ handle  
(Ø 11.5 mm)

## Choosing the instrument with special coated tips

### Non-stick restorative instruments

LM Dark Diamond™ instruments with non-stick coating allow easy placing and contouring of composite resins. Dark colored tips provide maximum contrast against the filling and reduce the reflections. LM Dark Diamond™ instruments are available with LM-ErgoSense® handle and also with integrated LM DTS™ RFID tag.

See the codes and features on pages 47-48.

### No more sharpening!

Sharpen free LM Sharp Diamond™ instrument tips are made from exceptionally durable special metal alloy, and their wear resistance is enhanced by a protective micro membrane coating made using the most advanced PVD (Physical Vapor Deposition) technology. LM Sharp Diamond™ instruments with LM-ErgoSense® handle combine optimal characteristics of superior sharpness, tactile sensitivity and comfort.

LM Sharp Diamond™ instruments, like all LM™ hand instruments with LM-ErgoSense® handle, are available with integrated LM DTS™ RFID tag for the compatibility with unique LM Dental Tracking System™.

Choose sharp and work efficiently.

### i Codes and features

#### LMErgoSense®

SD ES = LM-ErgoSense® handle with sharpen free LM Sharp Diamond™ coating

#### ⌘

SD EST = LM-ErgoSense® handle with sharpen free LM Sharp Diamond™ coating and integrated LM DTS™ RFID tag



# DIAGNOSTICS

Mirror handles | Explorers | Periodontal probes | Furcation probes



## MIRROR HANDLES

### Simple stem

LM 25 mirror handle threads are in accordance with international standard M2.5. The mirror shank must have a diameter of 2.5 mm.

### Cone socket

LM 28 mirror handle threads are in accordance with international standard UNF4-48. The mirror shank must have a diameter of 2.6 mm.



### LM-ErgoSingle™ Mirror Handle

- Well balanced, better reachability
- Color options: red, grey and blue

#### LMErgoSingle™

- LM 25 ESI RED
- LM 25 ESI GREY
- LM 25 ESI BLUE

#### LMErgoSingle™

- LM 28 ESI RED
- LM 28 ESI GREY
- LM 28 ESI BLUE

### Mirror Handle 25

- Simple stem design, single-ended
- Color options: red, grey and blue

#### LMErgoSense®

- LM 25 ES RED
- LM 25 ES GREY
- LM 25 ES BLUE



- LM 25 ES REDT
- LM 25 ES GREYT
- LM 25 ES BLUET

#### LMErgoMax™

- LM 25 XSI RED
- LM 25 XSI GREY
- LM 25 XSI BLUE

#### LMErgoNorm™

- LM 25 SI RED
- LM 25 SI GREY
- LM 25 SI BLUE



### Handle options:



LMErgoSense®



LMErgoMax™



LMErgoNorm™



Mirror Handle 28

- Cone socket design, UNF4-48 threads, single-ended
- Color options: red, grey and blue

**LMErgoSense®**

- LM 28 ES RED
- LM 28 ES GREY
- LM 28 ES BLUE

**LMErgoMax™**

- LM 28 XSI RED
- LM 28 XSI GREY
- LM 28 XSI BLUE



- LM 28 ES REDT
- LM 28 ES GREYT
- LM 28 ES BLUET



Mirror Handle, ortho

- Orthodontic mirror handle with Bausch-Verbiest design
- For measuring the sagittal overjet and vertical overbite
- Millimeter scale, total length 25 mm

**LMErgoSense®** LM 25-26 ES

**LMErgoSense®** LM 25-26 EST

**LMErgoMax™** LM 25-26 XSI

**LMErgoSense®** LM 28-26 ES

**LMErgoSense®** LM 28-26 EST

**LMErgoMax™** LM 28-26 XSI



Mirror Handle JM

- For implant installation

**LMErgoSense®** LM 25-473 ES

**LMErgoSense®** LM 25-473 EST

**LMErgoMax™** LM 25-473 XSI



Handle options:



**LMErgoSense®**



**LMErgoMax™**



**LMErgoNorm™**

## EXPLORERS

For diagnosing calculus and caries and exploring of pockets, restorations and furcations.



### Explorer 5-8

- Standard explorer for diagnostic and operative procedures

- LMErgoSense®** LM 5-8 ES
- LMErgoSense®** LM 5-8 EST
- LMErgoMax™** LM 5-8 XSI
- LMErgoNorm™** LM 5-8 SI



### Explorer 5-9

- Standard explorer for diagnostic and operative procedures

- LMErgoSense®** LM 5-9 ES
- LMErgoSense®** LM 5-9 EST
- LMErgoMax™** LM 5-9 XSI
- LMErgoNorm™** LM 5-9 SI



Especially for probing distal surfaces of posterior teeth.

### Explorer, centered 9-17C

- Standard explorer for diagnostic and operative procedures

- LMErgoSense®** LM 9-17C ES
- LMErgoSense®** LM 9-17C EST
- LMErgoMax™** LM 9-17C XSI
- LMErgoNorm™** LM 9-17C SI



### Explorer 17-23

- For distal surfaces (17)  
 - Elongated lower shank and "back-action" blade (17)  
 - For areas in the vicinity of proximal contact surfaces (17)  
 - Also for probing occlusal surface grooves (23)  
 - For detecting subgingival calculus (23)

- LMErgoSense®** LM 17-23 ES
- LMErgoSense®** LM 17-23 EST
- LMErgoMax™** LM 17-23 XSI
- LMErgoNorm™** LM 17-23 SI



Especially for probing distal surfaces.

### Explorer 17C-23

- For distal surfaces, centered tip (17C)  
 - For areas in the vicinity of proximal contact surfaces (17C)  
 - Also for probing occlusal surface grooves (23)  
 - For detecting subgingival calculus (23)


- LMErgoSense®** LM 17C-23 ES
- LMErgoSense®** LM 17C-23 EST
- LMErgoMax™** LM 17C-23 XSI
- LMErgoNorm™** LM 17C-23 SI



### Explorer 3-6

- Standard explorer for diagnostic and operative procedures

- LMErgoSense®** LM 3-6 ES
- LMErgoSense®** LM 3-6 EST
- LMErgoMax™** LM 3-6 XSI
- LMErgoNorm™** LM 3-6 SI



For subgingival root examination.

### Explorer 11-12

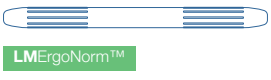
- Angles similar to Gracey 11/12  
 - For probing proximal and cervical caries

- LMErgoSense®** LM 11-12 ES
- LMErgoSense®** LM 11-12 EST
- LMErgoMax™** LM 11-12 XSI
- LMErgoNorm™** LM 11-12 SI



i

Handle options:



Flexplorer 11F-12F

- Flexible explorer angulated similarly to Gracey 11/12
- Well-suited for periodontal diagnosing of subgingival calculus and probing deep pockets

- LMErgoSense®** LM 11F-12F ES
- ☞** LM 11F-12F EST
- LMErgoMax™** LM 11F-12F XSI

Explorer 18-19

- For prosthetic crowns, bridges and inlay- / onlay fillings
- Excellent sensitivity at seams

- LMErgoSense®** LM 18-19 ES
- ☞** LM 18-19 EST
- LMErgoMax™** LM 18-19 XSI
- LMErgoNorm™** LM 18-19 SI

Explorer 29

- Holst design
- Lateral angle on the shank
- Single-ended

- LMErgoSense®** LM 29 ES
- ☞** LM 29 EST
- LMErgoMax™** LM 29 XSI
- LMErgoNorm™** LM 29 SI

High sensitivity at seams.

Explorer 9

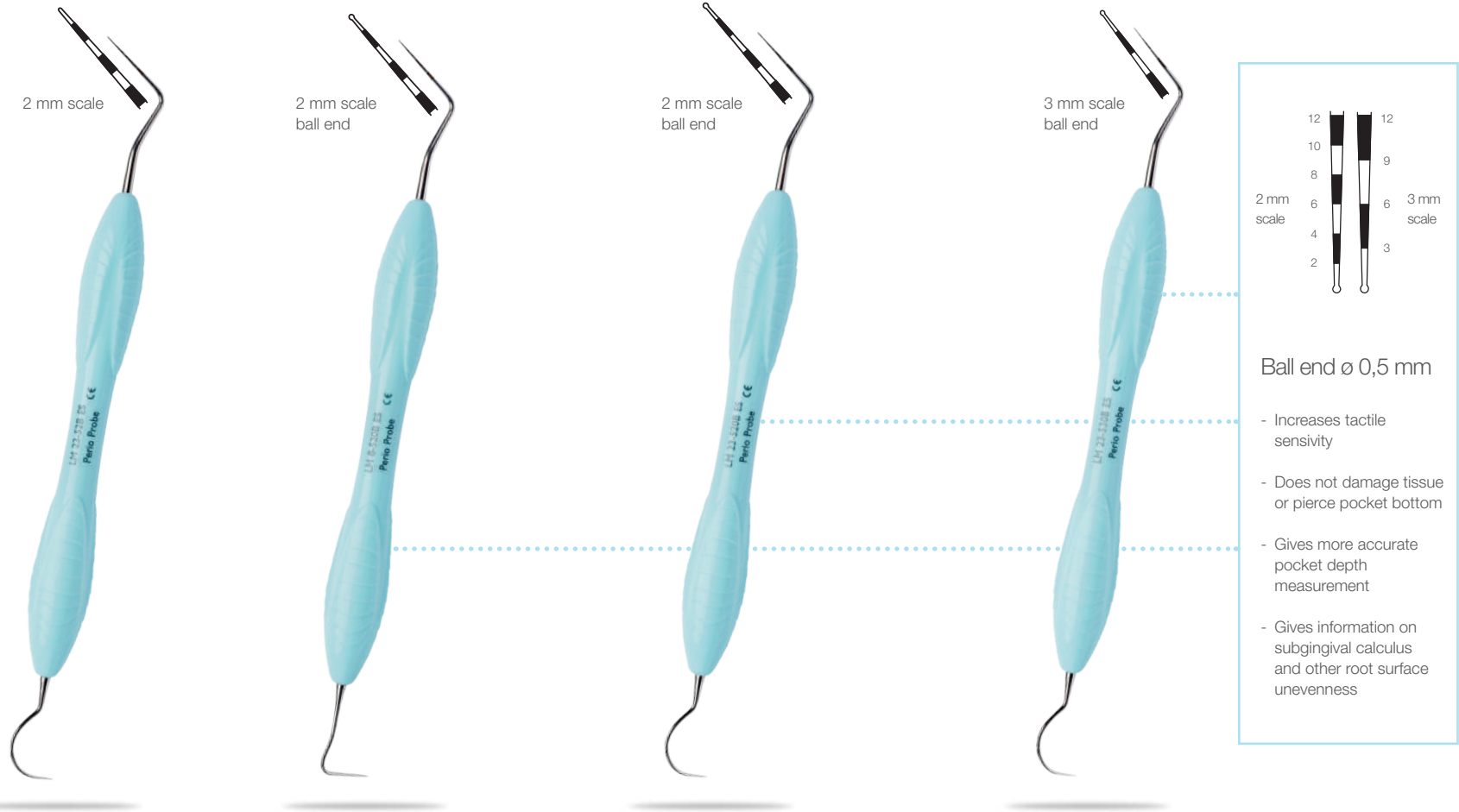
- Single-ended

- LMErgoSense®** LM 9 ES
- ☞** LM 9 EST
- LMErgoMax™** LM 9 XSI
- LMErgoNorm™** LM 9 SI

## PERIODONTAL PROBES

Combination instruments for probing caries and parodontium.

- Most periodontal probes are available also in single-ended designs.
- Color-coded scales facilitate measurement of the gingival pocket



Explorer - Periodontal Probe 23-52B

- LMErgoSense®** LM 23-52B ES
- LMErgoSense®** LM 23-52B EST
- LMErgoMax™** LM 23-52B XSI
- LMErgoNorm™** LM 23-52B SI

Explorer - Periodontal Probe 8-520B

- LMErgoSense®** LM 8-520B ES
- LMErgoSense®** LM 8-520B EST
- LMErgoMax™** LM 8-520B XSI
- LMErgoNorm™** LM 8-520B SI

Explorer - Periodontal Probe 23-520B

- LMErgoSense®** LM 23-520B ES
- LMErgoSense®** LM 23-520B EST
- LMErgoMax™** LM 23-520B XSI
- LMErgoNorm™** LM 23-520B SI

Explorer - Periodontal Probe 23-530B

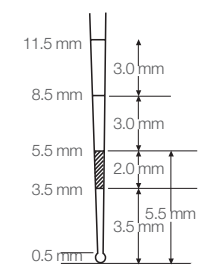
- LMErgoSense®** LM 23-530B ES
- LMErgoSense®** LM 23-530B EST
- LMErgoMax™** LM 23-530B XSI
- LMErgoNorm™** LM 23-530B SI

2 mm scale

3 mm scale

Ball end ø 0,5 mm

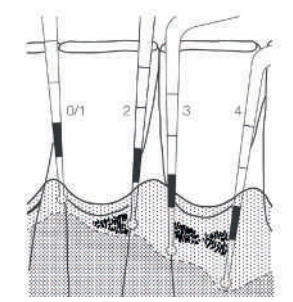
- Increases tactile sensitivity
- Does not damage tissue or pierce pocket bottom
- Gives more accurate pocket depth measurement
- Gives information on subgingival calculus and other root surface unevenness



WHO probe was developed for CPITN method.

Diagnosis:

- 0 = healthy
- 1 = bleeding during probing
- 2 = supra- and/or subgingival calculus, filling or crown excesses
- 3 = gingival pockets to 5 mm
- 4 = pockets deeper than 6 mm



Williams Probe

- Single-ended

- LM**ErgoSense® LM 51 ES
- Ⓒ** LM 51 EST
- LM**ErgoMax™ LM 51 XSI
- LM**ErgoNorm™ LM 51 SI

Explorer - WHO Probe 8-550B

- LM**ErgoSense® LM 8-550B ES
- Ⓒ** LM 8-550B EST
- LM**ErgoMax™ LM 8-550B XSI
- LM**ErgoNorm™ LM 8-550B SI

Explorer - WHO Probe 23-550B

- LM**ErgoSense® LM 23-550B ES
- Ⓒ** LM 23-550B EST
- LM**ErgoMax™ LM 23-550B XSI
- LM**ErgoNorm™ LM 23-550B SI

WHO Probe 550B

- Single-ended

- LM**ErgoSense® LM 550B ES
- Ⓒ** LM 550B EST
- LM**ErgoMax™ LM 550B XSI
- LM**ErgoNorm™ LM 550B SI





North Carolina Probe 54B

- Single-ended

- LMErgoSense®** LM 54B ES
- LMErgoSense®** LM 54B EST
- LMErgoMax™** LM 54B XSI



Marquis 12 Probe 53B

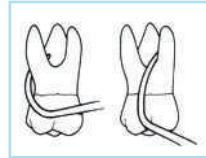
- Single-ended  
- Similar to 530B but without ball end

- LMErgoSense®** LM 53B ES
- LMErgoSense®** LM 53B EST
- LMErgoMax™** LM 53B XSI


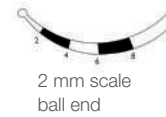
**FURCATION PROBES**



For probing the extent and depth of furcation lesions.



■ For probing furcation lesions from different angles, both in the upper and in the lower jaw region.



Nabers Probe

- LMErgoSense®** LM 20-21 ES
- LMErgoSense®** LM 20-21 EST
- LMErgoMax™** LM 20-21 XSI
- LMErgoNorm™** LM 20-21 SI

Furcation Probe

- LMErgoSense®** LM 20B-21B ES
- LMErgoSense®** LM 20B-21B EST
- LMErgoMax™** LM 20B-21B XSI
- LMErgoNorm™** LM 20B-21B SI

**i** Handle options:

- LMErgoSense®** **LMErgoSense®**
- LMErgoMax™**
- LMErgoNorm™**



LM ErgoSense

LM ErgoSense

# PERIODONTICS

Sharpen free LM Sharp Diamond™ coated instruments

Sickle scalers | Universal curettes | Dual Graceys |  
Special instruments | Gracey curettes |  
LM-ErgoMix™ implant instruments |  
Periodontal hand instrument sets



## LMSharpDiamond™ - Enjoy sharpen free prophylaxis and perio

LM Sharp Diamond™ instruments are completely sharpen free. These instruments are made from exceptionally durable special metal alloy, and its wear resistance is enhanced by a protective micro membrane coating.

### Sharpness & comfort

LM Sharp Diamond™ instruments with LM-ErgoSense® handle are especially suitable for clinicians who use hand instruments frequently and want to minimize the time spent maintaining dental instruments. These instruments combine optimal characteristics of superior sharpness, tactile sensitivity and comfort.

### Better instruments, better outcomes

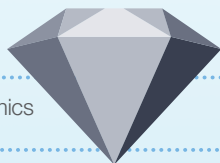
LM Sharp Diamond™ instruments are well-suited for all forms of scaling. These instruments retain their original functionality, size and shape throughout their lifetime. The time saved from sharpening can be used for productive work and promotion of health. Choose sharp and work efficiently.

“ It's great that I don't need to waste my time on sharpening any longer! Since the LM Sharp Diamond™ instruments are totally sharpen free, I can concentrate on the clinical work. I can remove calculus with controlled strokes using extremely light grip. The long-lasting sharpness really makes a difference!”

*Anna, Registered Dental Hygienist, USA*

### Unique benefits for you and your patient

Savings  
of time & money

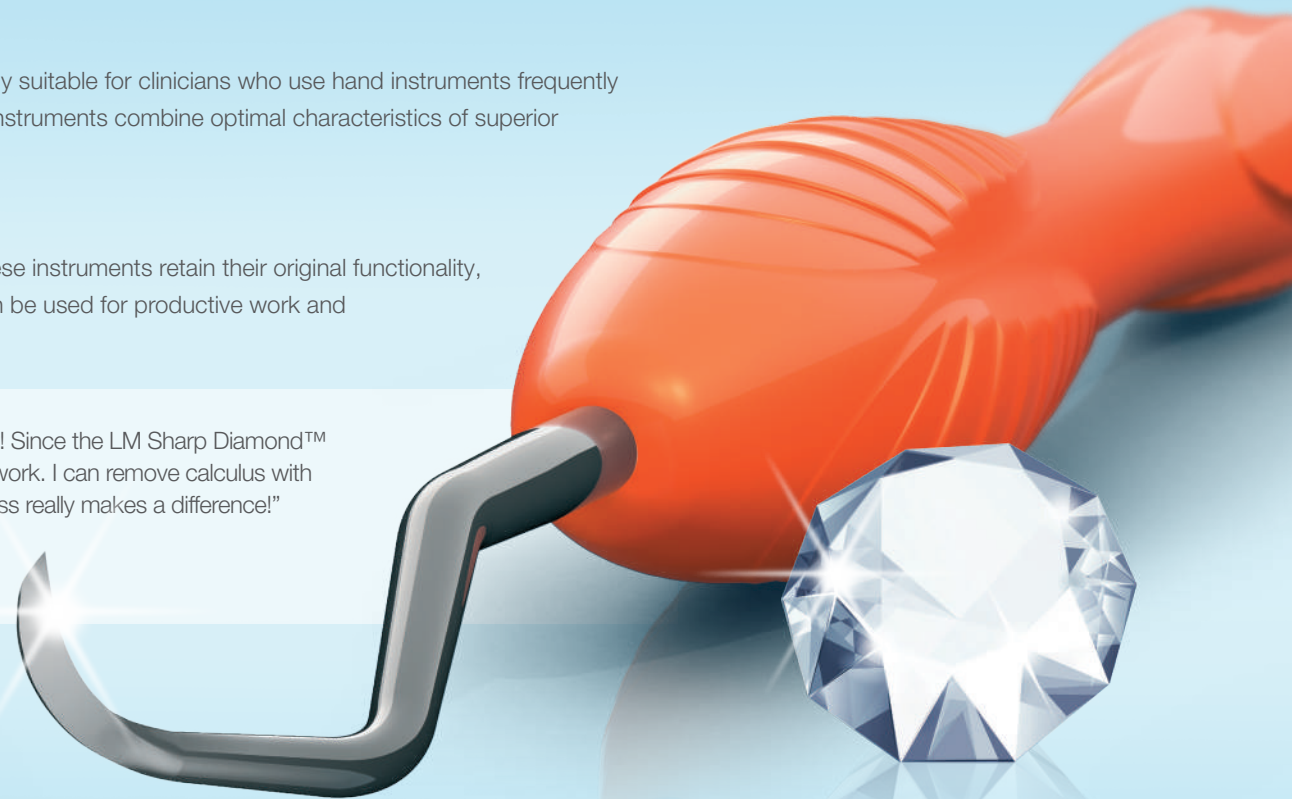


Long-lasting  
superior sharpness

Highest rated ergonomics  
with sensational grip\*

Improved productivity  
& clinical results

You will enjoy full control and improved tactile sense, while effectively removing the calculus.



For more information  
scan the QR code or visit  
[www.lm-dental.com/sharpdiamond](http://www.lm-dental.com/sharpdiamond)





SICKLE SCALERS **MD** **CE**



**LMSharpJack™** - what a great instrument!

It has the best features you could wish for. It's very narrow and thin which allows you to enter everywhere, even in the smallest areas. Perfect that the tip is so long so you can get in between molars. My favorite without competition, I'm in love!"

*Malin, Registered Dental Hygienist, Sweden*



The new LM-SharpJack™ instrument features extra long, thin blades for convenient interproximal access presenting the most popular scaler design in the US. The shank is optimally angled to universally adapt in anterior and posterior regions.

**LM-SharpJack™ SD**

- LM Sharp Diamond™ sharpen free coating
- Anterior/posterior scaler
- Thin dual-edged blades for easy and efficient interproximal access

**LMErgoSense®** LM 315-316SD ES  
**☞** LM 315-316SD EST



Scan the QR for more info & video at [www.lm-dental.com/SharpJack](http://www.lm-dental.com/SharpJack)



**Scaler LM Nebraska 128 SD**

- LM Sharp Diamond™ sharpen free coating
- Instrument for the anterior interproximals

**LMErgoSense®** LM 128-128SD ES  
**☞** LM 128-128SD EST



**Sickle LM204S SD**

- LM Sharp Diamond™ sharpen free coating
- Sharply angulated shank and very fine working end

**LMErgoSense®** LM 303-304SD ES  
**☞** LM 303-304SD EST



**Micro Sickle SD**

- LM Sharp Diamond™ sharpen free coating
- Anterior/posterior scaler
- Delicate working end, elongated shank
- Ideal for interproximal surfaces

**LMErgoSense®** LM 301-302SD ES  
**☞** LM 301-302SD EST



**Mini Sickle SD**

- LM Sharp Diamond™ sharpen free coating
- Universal scaler for all tooth surfaces
- Fine, slightly angled blade

**LMErgoSense®** LM 311-312SD ES  
**☞** LM 311-312SD EST



**Sickle LM23 SD**

- LM Sharp Diamond™ sharpen free coating
- Posterior scaler
- Shorter blades and longer lower shank than in Mini Sickle (LM 311-312SD ES)

**LMErgoSense®** LM 313-314SD ES  
**☞** LM 313-314SD EST



**Scaler H6-H7 SD**

- LM Sharp Diamond™ sharpen free coating
- Longer shank and smaller lateral bending than in LM-SharpJack™ (LM 315-316SD ES)
- For all tooth surfaces

**LMErgoSense®** LM 146-147SD ES  
**☞** LM 146-147SD EST

# PERIODONTAL INSTRUMENTS WITH SHARPEN FREE COATING



## UNIVERSAL CURETTES



### Columbia 4L-4R SD

- LM Sharp Diamond™ sharpen free coating
- For incisors, canines and premolars
- For heavier calculus

**LMErgoSense®** LM 219-220SD ES

**«** LM 219-220SD EST



### Barnhart 5-6 SD

- LM Sharp Diamond™ sharpen free coating
- For molars
- Shorter lower shank

**LMErgoSense®** LM 227-228SD ES

**«** LM 227-228SD EST

## DUAL GRACEYS



- The original LM Dual Gracey™ combining the benefits of universal curette and a Gracey curette in one
- More information on page 29



### Syntette™ SD

- LM Sharp Diamond™ sharpen free coating
- For removal of supra and subgingival calculus in premolar and molar areas
- For all tooth surfaces

**LMErgoSense®** LM 215-216SD ES

**«** LM 215-216SD EST



### Mini Syntette™ SD

- LM Sharp Diamond™ sharpen free coating
- For removal of supra and subgingival calculus in premolar and molar areas
- For all tooth surfaces

**LMErgoSense®** LM 215-216MSD ES

**«** LM 215-216MSD EST



**NEW**

### Syntette™ Anterior SD

- LM Sharp Diamond™ sharpen free coating
- For removal of supra and subgingival calculus in premolar and anterior areas
- For all tooth surfaces

**LMErgoSense®** LM 275-276SD ES

**«** LM 275-276SD EST



**NEW**

### Mini Syntette™ Anterior SD

- LM Sharp Diamond™ sharpen free coating
- For removal of supra and subgingival calculus in premolar and anterior areas
- For all tooth surfaces

**LMErgoSense®** LM 275-276MSD ES

**«** LM 275-276MSD EST



### Handle options:



**LMErgoSense®** **«**

**LMErgoSense®** **«**



**LMErgoMax™**



**LMErgoNorm™**



## GRACEY CURETTES



Gracey 1/2 SD

- LM Sharp Diamond™ sharpen free coating
- For incisors and premolars

**LM**ErgoSense® LM 201-202SD ES

**Ⓢ** LM 201-202SD EST



Mini Gracey 1/2 SD

- LM Sharp Diamond™ sharpen free coating
- For incisors and premolars

**LM**ErgoSense® LM 201-202MSD ES

**Ⓢ** LM 201-202MSD EST



Gracey 7/8 SD

- LM Sharp Diamond™ sharpen free coating
- For premolars and molars
- For buccal and lingual surfaces

**LM**ErgoSense® LM 207-208SD ES

**Ⓢ** LM 207-208SD EST



Mini Gracey 7/8 SD

- LM Sharp Diamond™ sharpen free coating
- For premolars and molars
- For buccal and lingual surfaces

**LM**ErgoSense® LM 207-208MSD ES

**Ⓢ** LM 207-208MSD EST



Gracey 11/12 SD

- LM Sharp Diamond™ sharpen free coating
- For premolars and molars
- For mesial surfaces

**LM**ErgoSense® LM 211-212SD ES

**Ⓢ** LM 211-212SD EST



Mini Gracey 11/12 SD

- LM Sharp Diamond™ sharpen free coating
- For premolars and molars
- For mesial surfaces

**LM**ErgoSense® LM 211-212MSD ES

**Ⓢ** LM 211-212MSD EST



Gracey 13/14 SD

- LM Sharp Diamond™ sharpen free coating
- For premolars and molars
- For distal surfaces

**LM**ErgoSense® LM 213-214SD ES

**Ⓢ** LM 213-214SD EST



Mini Gracey 13/14 SD

- LM Sharp Diamond™ sharpen free coating
- For premolars and molars
- For distal surfaces

**LM**ErgoSense® LM 213-214MSD ES

**Ⓢ** LM 213-214MSD EST

# PERIODONTAL INSTRUMENTS WITH SHARPEN FREE COATING



NEW

## Gracey 9/10 SD

- LM Sharp Diamond™ sharpen free coating
- For molars' buccal and lingual surfaces using horizontal technique

LM ErgoSense® LM 209-210SD ES  
 (( LM 209-210SD EST

NEW



## Gracey 15/16 SD

- LM Sharp Diamond™ sharpen free coating
- For molars' mesial surfaces
- Blade shank more sharply angulated than in Gracey 11/12 for better access

LM ErgoSense® LM 245-246SD ES  
 (( LM 245-246SD EST



## Mini Gracey 15/16 SD

- LM Sharp Diamond™ sharpen free coating
- For molars' mesial surfaces
- Blade shank more sharply angulated than in Mini Gracey 11/12 for better access

LM ErgoSense® LM 245-246MSD ES  
 (( LM 245-246MSD EST

NEW



## Gracey 17/18 SD

- LM Sharp Diamond™ sharpen free coating
- For molars' distal surfaces
- Blade shank more sharply angulated than in Gracey 13/14 for better access

LM ErgoSense® LM 247-248SD ES  
 (( LM 247-248SD EST



## Mini Gracey 17/18 SD

- LM Sharp Diamond™ sharpen free coating
- For molars' distal surfaces
- Blade shank more sharply angulated than in Mini Gracey 13/14 for better access

LM ErgoSense® LM 247-248MSD ES  
 (( LM 247-248MSD EST



### Handle options:



LM ErgoSense® ((



LM ErgoSense® ((



LM ErgoMax™



LM ErgoNorm™



## SICKLE SCALERS



For the removal of supragingival calculus.

### Instrumentation:

For calculus removal place the tip third of the scaler's cutting edge against the tooth. Tilt the instrument toward the tooth to achieve 70° to 80° angle between the tooth and the blade. Apply lateral pressure and activate the scaler by using vertical, diagonal or horizontal pull strokes. To maintain control use short 2-3 mm long strokes.



### Design:

- Triangular cross section
- Face perpendicular to the lower shank
- Two cutting edges (red line)
- Pointed tip



Scaler LM Nebraska 128

- Instrument for the anterior interproximals

<b>LM</b> ErgoSense®	LM 128-128 ES
<b>LM</b> ErgoSense®	LM 128-128 EST
<b>LM</b> ErgoMax™	LM 128-128 XSI



With sharpen free LM Sharp Diamond™ coated tips:

<b>LM</b> ErgoSense®	LM 128-128SD ES
<b>LM</b> ErgoSense®	LM 128-128SD EST



Micro Sickle

- Anterior/posterior scaler
- Delicate working end, elongated shank

<b>LM</b> ErgoSense®	LM 301-302 ES
<b>LM</b> ErgoSense®	LM 301-302 EST
<b>LM</b> ErgoMax™	LM 301-302 XSI
<b>LM</b> ErgoNorm™	LM 301-302 SI



With sharpen free LM Sharp Diamond™ coated tips:

<b>LM</b> ErgoSense®	LM 301-302SD ES
<b>LM</b> ErgoSense®	LM 301-302SD EST



Delicate working end. Especially for tight interdental spaces.



For all tooth surfaces, especially proximal surfaces.



Mini Sickle

- Fine, slightly angled blade
- For all tooth surfaces

<b>LM</b> ErgoSense®	LM 311-312 ES
<b>LM</b> ErgoSense®	LM 311-312 EST
<b>LM</b> ErgoMax™	LM 311-312 XSI
<b>LM</b> ErgoNorm™	LM 311-312 SI



With sharpen free LM Sharp Diamond™ coated tips:

<b>LM</b> ErgoSense®	LM 311-312SD ES
<b>LM</b> ErgoSense®	LM 311-312SD EST



LM-SharpJack™

- Anterior/posterior scaler
- Thin dual-edged blades for easy and efficient interproximal access

With sharpen free LM Sharp Diamond™ coated tips:

<b>LM</b> ErgoSense®	LM 315-316SD ES
<b>LM</b> ErgoSense®	LM 315-316SD EST





### Sickle LM23

- Posterior scaler
- Shorter blade and longer lower shank than in the Mini Sickle (LM 311-312)

- LMErgoSense®** LM 313-314 ES
- LM 313-314 EST**
- LMErgoMax™** LM 313-314 XSI
- LMErgoNorm™** LM 313-314 SI



With sharpen free LM Sharp Diamond™ coated tips:

- LMErgoSense®** LM 313-314SD ES
- LM 313-314SD EST**



### Sickle LM204S

- Sharply angulated shank and very fine working end

- LMErgoSense®** LM 303-304 ES
- LM 303-304 EST**
- LMErgoMax™** LM 303-304 XSI
- LMErgoNorm™** LM 303-304 SI

**NEW**



With sharpen free LM Sharp Diamond™ coated tips:

- LMErgoSense®** LM 303-304SD ES
- LM 303-304SD EST**



### Scaler H6-H7

- For all tooth surfaces
- Longer shank and smaller lateral bending than in LM-SharpJack™ (LM 315-316SD ES)

- LMErgoSense®** LM 146-147 ES
- LM 146-147 EST**
- LMErgoMax™** LM 146-147 XSI
- LMErgoNorm™** LM 146-147 SI



With sharpen free LM Sharp Diamond™ coated tips:


- LMErgoSense®** LM 146-147SD ES
- LM 146-147SD EST**



### Push Scaler H4-H5

- The chisel-like working end used by pushing.
- The jacquette working end used by pulling.
- 90° working surface

- LMErgoSense®** LM 144-145 ES
- LM 144-145 EST**
- LMErgoMax™** LM 144-145 XSI
- LMErgoNorm™** LM 144-145 SI



### Laplander

- Similar to H6-H7 (LM 146-147) but with a lateral bending
- Easy access to molar area and proximal surfaces

- LMErgoSense®** LM 148-149 ES
- LM 148-149 EST**
- LMErgoMax™** LM 148-149 XSI



### Crane-Kaplan

- Extremely strong, rigid, sharply angled blade
- For removal of heavy supragingival calculus

- LMErgoSense®** LM 322-323 ES
- LM 322-323 EST**
- LMErgoMax™** LM 322-323 XSI
- LMErgoNorm™** LM 322-323 SI



### Mini Kaplan

- Same angle but with a more delicate blade than in the Crane-Kaplan (LM 322-323)

- LMErgoSense®** LM 333-334 ES
- LM 333-334 EST**
- LMErgoMax™** LM 333-334 XSI
- LMErgoNorm™** LM 333-334 SI

## UNIVERSAL CURETTES



Designed for the removal of moderate and heavy calculus from all supra- and subgingival tooth surfaces.

### Instrumentation:

For calculus removal place one of the cutting edges of the universal curette against the tooth surface. Tilt the instrument toward the tooth to achieve 70° to 80° angle between the tooth and the blade. Apply lateral pressure and activate the curette by using vertical, diagonal or horizontal pull strokes. Both cutting edges of the same curette can be used by simply tilting the instrument one way or the other.



### Design:

- Working end perpendicular to the lower shank
- Two cutting edges (red line)
- Rounded tip



## McCALL



Strong blade with rigid shank.

### McCall 13S-14S

- For incisors and premolars

- LMErgoSense®** LM 222-223 ES
- LMErgoSense®** LM 222-223 EST
- LMErgoMax™** LM 222-223 XSI
- LMErgoNorm™** LM 222-223 SI



### Mini McCall 13S-14S

- For deep, narrow pockets
- Sharper, slightly rounded tip (not sickle-shaped)

- LMErgoSense®** LM 222-223M ES
- LMErgoSense®** LM 222-223M EST
- LMErgoMax™** LM 222-223M XSI
- LMErgoNorm™** LM 222-223M SI



### Curette LM 15-16

- Alternative for the McCall 13S-14S
- For removal of heavy calculus

- LMErgoSense®** LM 225-226 ES
- LMErgoSense®** LM 225-226 EST
- LMErgoMax™** LM 225-226 XSI
- LMErgoNorm™** LM 225-226 SI



### McCall 17-18

- Especially for broad molar surfaces
- Strong, uniform-width working end

- LMErgoSense®** LM 277-278 ES
- LMErgoSense®** LM 227-278 EST
- LMErgoMax™** LM 277-278 XSI
- LMErgoNorm™** LM 277-278 SI



### McCall 17S-18S

- Excellent in tight interdental spaces
- More delicate blade, working end narrower than in 17-18

- LMErgoSense®** LM 279-280 ES
- LMErgoSense®** LM 279-280 EST
- LMErgoMax™** LM 279-280 XSI
- LMErgoNorm™** LM 279-280 SI

## LANGER

Langer curettes combine universal curette's working end with Gracey curette's shank angulation. Angulations ease access to difficult areas and both mesial and distal surfaces can be treated with the same instrument end.



Langer 1/2

- For premolars and molars in the lower jaw

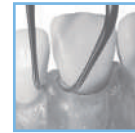
- LMErgoSense®** LM 281-282 ES
- LM 281-282 EST**
- LMErgoMax™** LM 281-282 XSI
- LMErgoNorm™** LM 281-282 SI



Langer 3/4

- For premolars and molars in the upper jaw

- LMErgoSense®** LM 283-284 ES
- LM 283-284 EST**
- LMErgoMax™** LM 283-284 XSI
- LMErgoNorm™** LM 283-284 SI



Langer 5/6

- For incisors in the upper and lower jaw

- LMErgoSense®** LM 285-286 ES
- LM 285-286 EST**
- LMErgoMax™** LM 285-286 XSI
- LMErgoNorm™** LM 285-286 SI



## MINI LANGER

Mini Langers have longer shanks and shorter working ends than standard Langers. Useful in tight interdental spaces. Better access into tight deep pockets and furcations.



Mini Langer 1/2

- For premolars and molars in the lower jaw

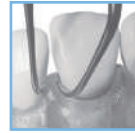
- LMErgoSense®** LM 281-282M ES
- LM 2841-282M EST**
- LMErgoMax™** LM 281-282M XSI
- LMErgoNorm™** LM 281-282M SI



Mini Langer 3/4

- For premolars and molars in the upper jaw

- LMErgoSense®** LM 283-284M ES
- LM 283-284M EST**
- LMErgoMax™** LM 283-284M XSI
- LMErgoNorm™** LM 283-284M SI



Mini Langer 5/6

- For incisors in the upper and lower jaw

- LMErgoSense®** LM 285-286M ES
- LM 285-286M EST**
- LMErgoMax™** LM 285-286M XSI
- LMErgoNorm™** LM 285-286M SI



## GOLDMAN FOX



Goldman-Fox 3

- For premolars and molars

<b>LM</b> ErgoSense®	LM 233-234 ES
<b>◀</b>	LM 233-234 EST
<b>LM</b> ErgoMax™	LM 233-234 XSI
<b>LM</b> ErgoNorm™	LM 233-234 SI

## COLUMBIA



Columbia 4L-4R

- For incisors, canines and premolars
- For heavier calculus

<b>LM</b> ErgoSense®	LM 219-220 ES
<b>◀</b>	LM 219-220 EST
<b>LM</b> ErgoMax™	LM 219-220 XSI
<b>LM</b> ErgoNorm™	LM 219-220 SI



With sharpen free LM Sharp Diamond™ coated tips:

<b>LM</b> ErgoSense®	LM 219-220SD ES
<b>◀</b>	LM 219-220SD EST



Columbia 2L-2R

- For incisors and premolars

<b>LM</b> ErgoSense®	LM 217-218 ES
<b>◀</b>	LM 217-218 EST
<b>LM</b> ErgoMax™	LM 217-218 XSI
<b>LM</b> ErgoNorm™	LM 217-218 SI



Columbia 13-14

- For molars

<b>LM</b> ErgoSense®	LM 237-238 ES
<b>◀</b>	LM 237-238 EST
<b>LM</b> ErgoMax™	LM 237-238 XSI
<b>LM</b> ErgoNorm™	LM 237-238 SI

## BARNHART



Barnhart 5-6

- For molars
- Shorter lower shank

<b>LM</b> ErgoSense®	LM 227-228 ES
<b>◀</b>	LM 227-228 EST
<b>LM</b> ErgoMax™	LM 227-228 XSI



With sharpen free LM Sharp Diamond™ coated tips:

<b>LM</b> ErgoSense®	LM 227-228SD ES
<b>◀</b>	LM 227-228SD EST

DUAL GRACEYS **MD** **CE**

LM Dual Gracey™ combines the benefits of a universal curette and a Gracey curette in one. These instruments are designed for the removal of supra and subgingival calculus from all tooth surfaces. Each LM Dual Gracey™ tip has two elliptical cutting edges - a mesial and a distal edge. This design allows for treatment both mesial and distal tooth surfaces. LM Dual Graceys™ are suitable for vertical, horizontal and oblique scaling techniques.



Design:

- Two elliptical cutting edges
- Rounded tip

LM™ INNOVATION

LM Syntette™, the Story of ORIGINAL Dual Gracey

In the late '70s Swedish dentist Leif Ericsson, the head of the Perio Department in Västervik Hospital in Sweden, was challenged by the complexity and number of instruments used during periodontal treatments. *Couldn't there be an easier choice and more versatile instrument?*, he thought.

Ericsson analyzed the design and function of the two most popular Graceys - 11/12 and 13/14 - and came up with the innovative idea: a synthesis of two curettes - a Syntette™!

A meeting on the train with founder of LM™, Finnish dentist Pekka Kangasniemi in '80s, restarted the discussions about the idea for a double-sided Gracey, and a truly universal instrument, the Syntette™ was conceived.



Syntette™

- A combination of universal curette and Gracey 11/12 and Gracey 13/14 curettes
- For removal of supra and subgingival calculus in premolar and molar areas
- For all tooth surfaces

- LMErgoSense®** LM 215-216 ES
- ☞** LM 215-216 EST
- LMErgoMax™** LM 215-216 XSI
- LMErgoNorm™** LM 215-216 SI



With sharpen free LM Sharp Diamond™ coated tips:

- LMErgoSense®** LM 215-216SD ES
- ☞** LM 215-216SD EST



Mini Syntette™

- Excellent in tight, deep pockets
- Particularly well adapted for use on premolars' and incisors' palatal and lingual surfaces

- LMErgoSense®** LM 215-216M ES
- ☞** LM 215-216M EST
- LMErgoMax™** LM 215-216M XSI
- LMErgoNorm™** LM 215-216M SI



With sharpen free LM Sharp Diamond™ coated tips:

- LMErgoSense®** LM 215-216MSD ES
- ☞** LM 215-216MSD EST



NEW

Syntette™ Anterior SD

- LM Sharp Diamond™ sharpen free coating
- A combination of universal curette and Gracey 1/2 and Gracey 7/8 curettes
- For removal of supra and subgingival calculus in premolar and anterior areas
- For all tooth surfaces

- LMErgoSense®** LM 275-276SD ES
- ☞** LM 275-276SD EST



NEW

Mini Syntette™ Anterior SD

- LM Sharp Diamond™ sharpen free coating
- A combination of universal curette and Mini Gracey 1/2 and Gracey 7/8 curettes
- For removal of supra and subgingival calculus in premolar and anterior areas
- For all tooth surfaces, excellent in narrow, deep pockets

- LMErgoSense®** LM 275-276MSD ES
- ☞** LM 275-276MSD EST

## DIAMOND FILES MD CE

Diamond coated files are designed for cleaning deep concave root surfaces in anatomically difficult areas.


Can be used with multidirectional strokes.



### Concavity Diamond File SV 5-6

- Diamond coated round curved toe
- For acute furcation lesions

<span>LM</span> ErgoSense®	LM 255-256D ES
<span>CE</span>	LM 255-256D EST
<span>LM</span> ErgoMax™	LM 255-256D XSI
<span>LM</span> ErgoNorm™	LM 255-256D SI



### Furcation Diamond File SV 7-8

- Diamond coated egg-shaped toe
- For deep furcation lesions


<span>LM</span> ErgoSense®	LM 257-258D ES
<span>CE</span>	LM 257-258D EST
<span>LM</span> ErgoMax™	LM 257-258D XSI
<span>LM</span> ErgoNorm™	LM 257-258D SI



### Diamond File mes-dist

- Extremely delicate diamond coated instrument for definitive scaling of the root surface
- Easy access with a fine, flexible blade in mesial-distal line angles and developmental grooves

<span>LM</span> ErgoSense®	LM 263-264D ES
<span>CE</span>	LM 263-264D EST
<span>LM</span> ErgoMax™	LM 263-264D XSI



### Furcation Diamond File

- Extremely delicate diamond coated instrument for definitive calculus removal in furcations and root depressions
- Easy access with a fine, flexible blade design

<span>LM</span> ErgoSense®	LM 261-262D ES
<span>CE</span>	LM 261-262D EST
<span>LM</span> ErgoMax™	LM 261-262D XSI

## FURCATION INSTRUMENT MD CE

Well-suited for the cleaning of the furcations of multi-rooted teeth.



### Furcator KS

- Delicate, angled excavator
- Suitable also for the cleaning of narrow approximal concavities and grooves in incisors and premolars
- For cleaning of the furcation roof and inner surfaces, particularly concavations and grooves in them

<span>LM</span> ErgoSense®	LM 259-260 ES
<span>CE</span>	LM 259-260 EST
<span>LM</span> ErgoMax™	LM 259-260 XSI



Handle options:



LMErgoMax™



LMErgoNorm™

## HOE SCALERS



For the removal of supra- and subgingival calculus.

Suitable for deep, narrow pockets and concave root surfaces. For both vertical and horizontal techniques.



### Design:

- Fine hoe-shaped blade with rounded corners
- Elliptical cutting edge



### Hoe Scaler, anterior

- For the anterior labial and lingual surfaces
- Works well also with lower incisors that are orally inclined



- LMErgoSense®** LM 112-113 ES
- LMErgoSense®** LM 112-113 EST
- LMErgoMax™** LM 112-113 XSI
- LMErgoNorm™** LM 112-113 SI



### Hoe Scaler, lateral

- For the buccal and lingual surfaces of all teeth
- Can also be used for furcations



- LMErgoSense®** LM 134-135 ES
- LMErgoSense®** LM 134-135 EST
- LMErgoMax™** LM 134-135 XSI
- LMErgoNorm™** LM 134-135 SI



### Hoe Scaler, posterior

- For the mesial and distal surfaces of molars
- Can also be used for furcations



- LMErgoSense®** LM 156-157 ES
- LMErgoSense®** LM 156-157 EST
- LMErgoMax™** LM 156-157 XSI
- LMErgoNorm™** LM 156-157 SI



## SURGICAL HANDLE



### LM-ErgoHold™ 3

- Excellent grip with elastic silicone coating
- Precise blade control
- Controlled rotation
- Blade position responsiveness maintained
- Controlled movement through tissue
- Fits all blades with fitment No. 3 (blades 10, 10A, 11, 11K, 11P, 12, 12D, 15, 15C and 15S)

- LMErgoHold™** LM 9003
- LMErgoHold™** LM 9003T



### Handle options:





# GRACEY CURETTES MD CE

Area specific currettes for the removal of deep subgingival calculus. For the finishing of subgingival root surfaces.



### Design:

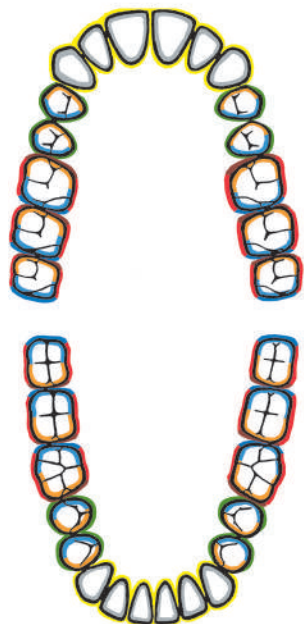
- Working surface inclined 20° to the lower shank
- One curved cutting edge (red line)
- Rounded cutting tip



### Instrumentation:

Place the tip third or half of the cutting edge of a Gracey curette against the tooth surface. The larger outer curve is always the cutting edge. Make sure that the lower shank is parallel with the tooth surface. For calculus removal apply moderate and for root planing light lateral pressure and activate the curette by using vertical, diagonal or horizontal pull strokes.

### Area specific indications for Gracey currettes



### Incisors

All surfaces

- Gracey 1/2
- Gracey 5/6
- Gracey 3/4

### Premolars and molars

Buccal-lingual

- Gracey 7/8
  - Gracey 9/10
- Mesial
- Gracey 11/12
  - Gracey 15/16
- Distal
- Gracey 13/14
  - Gracey 17/18

# STANDARD AND MINI GRACEY

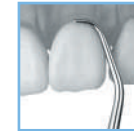
Mini Gracey has longer lower shank and smaller working end than in the standard model. Functions well in deep narrow pockets.



Gracey 1/2

- For incisors and premolars

- LMErgoSense® LM 201-202 ES
- LM 201-202 EST
- LMErgoMax™ LM 201-202 XSI
- LMErgoNorm™ LM 201-202 SI



Mini Gracey 1/2

- For incisors and premolars

- LMErgoSense® LM 201-202M ES
- LM 201-202M EST
- LMErgoMax™ LM 201-202M XSI
- LMErgoNorm™ LM 201-202M SI



With sharpen free LM Sharp Diamond™ coated tips:

- LMErgoSense® LM 201-202SD ES
- LM 201-202SD EST



With sharpen free LM Sharp Diamond™ coated tips:

- LMErgoSense® LM 201-202MSD ES
- LM 201-202MSD EST



Gracey 3/4

- For incisors and premolars

- LMErgoSense®** LM 203-204 ES
- LM 203-204 EST**
- LMErgoMax™** LM 203-204 XSI
- LMErgoNorm™** LM 203-204 SI



Gracey P3-P4

- Short shank makes the instrument more rigid

- LMErgoSense®** LM 266-267 ES
- LM 266-267 EST**
- LMErgoMax™** LM 266-267 XSI
- LMErgoNorm™** LM 266-267 SI



Gracey 9/10

- For molars' buccal and lingual surfaces using horizontal technique

- LMErgoSense®** LM 209-210 ES
- LM 209-210 EST**
- LMErgoMax™** LM 209-210 XSI
- LMErgoNorm™** LM 209-210 SI



With sharpen free LM Sharp Diamond™ coated tips:

- LMErgoSense®** LM 209-210SD ES
- LM 208-210SD EST**



Gracey 7/8

- For premolars and molars  
- For buccal, mesial and lingual surfaces



- LMErgoSense®** LM 207-208 ES
- LM 207-208 EST**
- LMErgoMax™** LM 207-208 XSI
- LMErgoNorm™** LM 207-208 SI



Mini Gracey 7/8

- For premolars and molars  
- For buccal, mesial and lingual surfaces

- LMErgoSense®** LM 207-208M ES
- LM 207-208M EST**
- LMErgoMax™** LM 207-208M XSI
- LMErgoNorm™** LM 207-208M SI



Gracey 5/6

- For incisors and premolars  
- Especially useful in proximal surfaces

- LMErgoSense®** LM 205-206 ES
- LM 205-206 EST**
- LMErgoMax™** LM 205-206 XSI
- LMErgoNorm™** LM 205-206 SI



With sharpen free LM Sharp Diamond™ coated tips:

- LMErgoSense®** LM 207-208SD ES
- LM 207-208SD EST**



With sharpen free LM Sharp Diamond™ coated tips:

- LMErgoSense®** LM 207-208MSD ES
- LM 207-208MSD EST**



Gracey 11/12

- For premolars' and molars' mesial surfaces'



- LMErgoSense®** LM 211-212 ES
- ◀** LM 211-212 EST
- LMErgoMax™** LM 211-212 XSI
- LMErgoNorm™** LM 211-212 SI



Mini Gracey 11/12

- For premolars' and molars' mesial surfaces'

- LMErgoSense®** LM 211-212M ES
- ◀** LM 211-212M EST
- LMErgoMax™** LM 211-212M XSI
- LMErgoNorm™** LM 211-212M SI



Gracey 13/14

- For premolars' and molars' distal surfaces



- LMErgoSense®** LM 213-214 ES
- ◀** LM 213-214 EST
- LMErgoMax™** LM 213-214 XSI
- LMErgoNorm™** LM 213-214 SI



Mini Gracey 13/14

- For premolars' and molars' distal surfaces

- LMErgoSense®** LM 213-214M ES
- ◀** LM 213-214M EST
- LMErgoMax™** LM 213-214M XSI
- LMErgoNorm™** LM 213-214M SI

TOP FAVORITE



With sharpen free LM Sharp Diamond™ coated tips:

- LMErgoSense®** LM 211-212SD ES
- ◀** LM 211-212SD EST



With sharpen free LM Sharp Diamond™ coated tips:

- LMErgoSense®** LM 211-212MSD ES
- ◀** LM 211-212MSD EST

TOP FAVORITE



With sharpen free LM Sharp Diamond™ coated tips:

- LMErgoSense®** LM 213-214SD ES
- ◀** LM 213-214SD EST



With sharpen free LM Sharp Diamond™ coated tips:

- LMErgoSense®** LM 213-214MSD ES
- ◀** LM 213-214MSD EST



Gracey 15/16

- For molars' mesial surfaces
- Blade shank more sharply angulated than in Gracey 11/12 for better access



- LMErgoSense®** LM 245-246 ES
- LMErgoSense®** LM 245-246 EST
- LMErgoMax™** LM 245-246 XSI
- LMErgoNorm™** LM 245-246 SI



Mini Gracey 15/16

- Blade shank more sharply angulated than in Mini Gracey 11/12 for better access

- LMErgoSense®** LM 245-246M ES
- LMErgoSense®** LM 245-246M EST
- LMErgoMax™** LM 245-246M XSI
- LMErgoNorm™** LM 245-246M SI

NEW



With sharpen free LM Sharp Diamond™ coated tips:

- LMErgoSense®** LM 245-246SD ES
- LMErgoSense®** LM 245-246SD EST



With sharpen free LM Sharp Diamond™ coated tips:

- LMErgoSense®** LM 245-246MSD ES
- LMErgoSense®** LM 245-246MSD EST



Gracey 17/18

- For molars' distal surfaces
- Blade shank more sharply angulated than in Gracey 13/14 for better access



- LMErgoSense®** LM 247-248 ES
- LMErgoSense®** LM 247-248 EST
- LMErgoMax™** LM 247-248 XSI
- LMErgoNorm™** LM 247-248 SI



Mini Gracey 17/18

- Blade shank more sharply angulated than in Mini Gracey 13/14 for better access

- LMErgoSense®** LM 247-248M ES
- LMErgoSense®** LM 247-248M EST
- LMErgoMax™** LM 247-248M XSI
- LMErgoNorm™** LM 247-248M SI

NEW



With sharpen free LM Sharp Diamond™ coated tips:

- LMErgoSense®** LM 247-248SD ES
- LMErgoSense®** LM 247-248SD EST



With sharpen free LM Sharp Diamond™ coated tips:





- LMErgoSense®** LM 247-248MSD ES
- LMErgoSense®** LM 247-248MSD EST

## MACRO GRACEY

Standard model's long working end combined with mini model's longer lower shank. Excellent reach interdentally in deep pockets.

### Macro Gracey 5/6

- For incisors and premolars
- Especially useful in proximal surfaces

	LM 205-206AF ES
	LM 205-206AF EST
	LM 205-206AF XSI
	LM 205-206AF SI


### Macro Gracey 7/8

- For premolars and molars
- For buccal, mesial and lingual surfaces

	LM 207-208AF ES
	LM 207-208AF EST
	LM 207-208AF XSI
	LM 207-208AF SI

### Macro Gracey 11/12

- For premolars' and molars' mesial surfaces

	LM 211-212AF ES
	LM 211-212AF EST
	LM 211-212AF XSI
	LM 211-212AF SI

### Macro Gracey 13/14

- For premolars' and molars' distal surfaces





	LM 213-214AF ES
	LM 213-214AF EST
	LM 213-214AF XSI
	LM 213-214AF SI

## RIGID GRACEY

Blade shank thicker and more rigid, and working end slightly wider than in the standard model. Permits the use of greater pressure.

### Rigid Gracey 1/2

- For incisors and premolars

	LM 201-202R ES
	LM 201-202R EST
	LM 201-202R XSI
	LM 201-202R SI


### Rigid Gracey 7/8

- For premolars and molars
- For buccal, mesial and lingual surfaces

	LM 207-208R ES
	LM 207-208R EST
	LM 207-208R XSI
	LM 207-208R SI


### Rigid Gracey 11/12

- For premolars' and molars' mesial surfaces

	LM 211-212R ES
	LM 211-212R EST
	LM 211-212R XSI
	LM 211-212R SI





### Rigid Gracey 13/14

- For premolars' and molars' distal surfaces

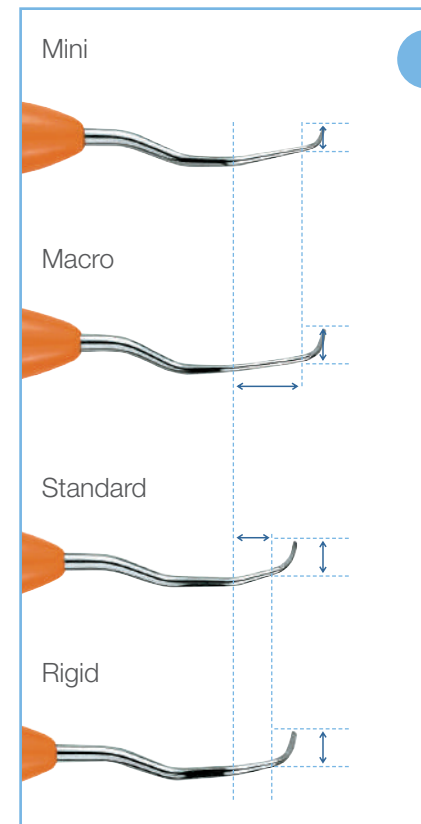
	LM 213-214R ES
	LM 213-214R EST
	LM 213-214R XSI
	LM 213-214R SI

### Rigid Gracey 15/16

- For molars' mesial surfaces
- Blade shank more sharply angulated than in Gracey 11/12 for better access

	LM 245-246R ES
	LM 245-246R EST
	LM 245-246R XSI
	LM 245-246R SI

### The types of Gracey curettes:



### MESIAL-DISTAL GRACEY

Combining a mesial and a distal working end in one instrument. Useful when treating one quadrant at a time.

All mesial-distal Graces have code rings that make it easy to identify which working end is mesial and which distal.



#### Gracey 11/14

- LMErgoSense®** LM 211-214 ES
- LMErgoSense®** LM 211-214 EST
- LMErgoMax™** LM 211-214 XSI
- LMErgoNorm™** LM 211-214 SI

#### Gracey 12/13

- LMErgoSense®** LM 212-213 ES
- LMErgoSense®** LM 212-213 EST
- LMErgoMax™** LM 212-213 XSI
- LMErgoNorm™** LM 212-213 SI

#### Gracey 15/18

- LMErgoSense®** LM 245-248 ES
- LMErgoSense®** LM 245-248 EST
- LMErgoMax™** LM 245-248 XSI
- LMErgoNorm™** LM 245-248 SI

#### Gracey 16/17

- LMErgoSense®** LM 246-247 ES
- LMErgoSense®** LM 246-247 EST
- LMErgoMax™** LM 246-247 XSI
- LMErgoNorm™** LM 246-247 SI

### MINI MESIAL-DISTAL GRACEY

Mini models have longer lower shank and smaller working end than the standard model. Functions well in deep narrow pockets.

#### Mini Gracey 11/14

- LMErgoSense®** LM 211-214M ES
- LMErgoSense®** LM 211-214M EST
- LMErgoMax™** LM 211-214M XSI
- LMErgoNorm™** LM 211-214M SI

#### Mini Gracey 12/13

- LMErgoSense®** LM 212-213M ES
- LMErgoSense®** LM 212-213M EST
- LMErgoMax™** LM 212-213M XSI
- LMErgoNorm™** LM 212-213M SI

#### Mini Gracey 15/18

- LMErgoSense®** LM 245-248M ES
- LMErgoSense®** LM 245-248M EST
- LMErgoMax™** LM 245-248M XSI
- LMErgoNorm™** LM 245-248M SI

#### Mini Gracey 16/17

- LMErgoSense®** LM 246-247M ES
- LMErgoSense®** LM 246-247M EST
- LMErgoMax™** LM 246-247M XSI
- LMErgoNorm™** LM 246-247M SI

### MACRO MESIAL-DISTAL GRACEY

Macro models have standard model's long working end combined with mini model's longer lower shank. Excellent reach interdentally in deep pockets.

#### Macro Gracey 11/14

- LMErgoSense®** LM 211-214AF ES
- LMErgoSense®** LM 211-214AF EST
- LMErgoMax™** LM 211-214AF XSI
- LMErgoNorm™** LM 211-214AF SI

#### Macro Gracey 12/13

- LMErgoSense™** LM 212-213AF ES
- LMErgoSense™** LM 212-213AF EST
- LMErgoMax™** LM 212-213AF XSI
- LMErgoNorm™** LM 212-213AF SI

**i** Handle options:

- LMErgoSense®**
- LMErgoSense®**
- LMErgoMax™**
- LMErgoNorm™**

## EXCHANGEABLE TITANIUM TIPS FOR IMPLANTS



### LMErgoMix™

A great instrument series for implant maintenance. The LMErgoMix™ structure ensures excellent tactile sensitivity and optimal rigidity.

LM-ErgoMix™ hand instrument series offers the dental team a specially economical, ecological and ergonomic alternative. Whenever there is a need for a tip replacement the lock grip is opened, a new tip is inserted and the lock grip is closed again. No extra tools are needed.

Use LMErgoMix™ instruments in the normal way, clean and sterilize it like any other instrument. The sealed construction guarantees high level hygiene.

#### Benefits of retipping:

- Always sharp instruments
- Minimizes waste
- Enables personalized tip combinations.



Titanium tips for sensitive but still effective implant maintenance.



Implant Mini Universal curette

**LMErgoMix™** LM 283-284MTI EM

- Delicate working end
- Especially for tight interdental spaces



Implant Mini Gracey 1/2

**LMErgoMix™** LM 201-202MTI EM

- For incisors and premolars



Implant Mini Gracey 11/12

**LMErgoMix™** LM 211-212MTI EM

- For premolars' and molars' mesial surfaces



Implant Mini Gracey 13/14

**LMErgoMix™** LM 213-214MTI EM

- For premolars' and molars' distal surfaces

### LM-ErgoMix™ spare parts

Spare handle	
LM-ErgoMix™ handle dark grey	LM 9011 EM
Spare lock grips	
Orange	LM 9020 EM
Light blue	LM 9021 EM
Grey	LM 9022 EM
Yellow	LM 9023 EM
Dark grey	LM 9024 EM
Red	LM 9025 EM
Spare titanium tips	
Implant Mini Universal Curettel L	LM 283MTi EM
Implant Mini Universal Curette R	LM 284MTI EM
Implant Mini Gracey 1	LM 201MTI EM
Implant Mini Gracey 2	LM 202MTI EM
Implant Mini Gracey 11	LM 211MTI EM
Implant Mini Gracey 12	LM 212MTI EM
Implant Mini Gracey 13	LM 213MTI EM
Implant Mini Gracey 14	LM 214MTI EM

PERIODONTAL INSTRUMENT SETS



LM-PerioSet 1

- LMErgoSense®** LM 6652 ES
- LMErgoMax™** LM 6652 XSI

Includes:  
LM-Servo™ 5 cassette, Mini Sickle, Curette McCall 17-18,  
Gracey 1/2, Gracey 11/12, Gracey 13/14



LM-PerioSet 2

- LMErgoSense®** LM 6682 ES
- LMErgoMax™** LM 6682 XSI

Includes:  
LM-Servo™ 8 cassette, Mini Sickle, Curette McCall 17-18,  
Gracey 1/2, Gracey 9/10, Gracey 11/12, Gracey 13/14,  
Mini Gracey 15/16, Mini Gracey 17/18



LM-PerioKit

- LMErgoSense®** LM 6842 ES

*Exclusively selected  
by Dr. Giano Ricci / Style Italiano*

Includes:  
Implant Mini Universal curette, Concavity File SV 5-6,  
Mini Gracey 13-14, Mini Gracey 11-12, Mini Gracey 7-8,  
McCall 17S-18S, North Carolina Probe, Furcation Probe,  
LM-Servo™ 8 cassette



“ The LM-PerioKit by Style Italiano contains the essentials for the best possible therapy.

Instruments have been selected in the spirit of Style Italiano whose philosophy is to make treatment feasible, teachable, repeatable. Periodontal therapy too can follow this approach. It's my feeling that, in the best interest of his patients, every practitioner should be able to properly execute non surgical therapy, crown lengthening procedures, free gingival grafts, simpler surgical root coverages.”

**Giano Ricci**  
MD. DDS. MScD.





SPOON EXCAVATORS



For the removal of softened carious dentin and temporary fillings.



Design:

- Spoon-shaped working end
- Rounded tip
- Long cutting edge, which can easily treat broader areas



Handle options:



LM ErgoSense®



LM ErgoMax™



LM ErgoNorm™

Spoon Excavator, 1.0 mm

- LM ErgoSense® LM 522-523 ES
- LM ErgoSense® LM 522-523 EST
- LM ErgoMax™ LM 522-523 XSI
- LM ErgoNorm™ LM 522-523 SI

Spoon Excavator, 1.5 mm

- LM ErgoSense® LM 533-534 ES
- LM ErgoSense® LM 533-534 EST
- LM ErgoMax™ LM 533-534 XSI
- LM ErgoNorm™ LM 533-534 SI



ROUND EXCAVATORS



Cariology:

- For the removal of softened, carious dentin
- For the removal of temporary fillings

Surgery:

- To sever the periodontal ligament prior to extraction
- For the removal of granulation tissue after extraction



Design:

- Round working end
- Curved cutting edge



Round Excavator, 1.0 mm

- LM ErgoSense® LM 61-62 ES
- LM ErgoSense® LM 61-62 EST
- LM ErgoMax™ LM 61-62 XSI
- LM ErgoNorm™ LM 61-62 SI



Round Excavator, 1.5 mm

- LM ErgoSense® LM 63-64 ES
- LM ErgoSense® LM 63-64 EST
- LM ErgoMax™ LM 63-64 XSI
- LM ErgoNorm™ LM 63-64 SI



Round Excavator, 2.0 mm

- LM ErgoSense® LM 65-66 ES
- LM ErgoSense® LM 65-66 EST
- LM ErgoMax™ LM 65-66 XSI
- LM ErgoNorm™ LM 65-66 SI

TRIPLE-ANGLED BACK ACTION EXCAVATORS



Cariology:

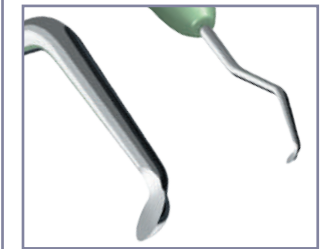
- For removing carious dentin
- For undermining enamel during tissue-saving preparations
- For the horizontal finishing of outer cavity margins

Periodontics:

- For the removal of calculus from hard to reach areas such as the lower anterior lingual surfaces
- For the depuration of concave root grooves and furcations

Surgery:

- For the removal of granulation tissue in connection with apical resections, flap operations, or extractions



Design:

- Round working end and curved cutting edge
- Shank angulations ease treatments on hard to reach buccal, distal, and lingual surfaces



The blade shank is triple-angled, allowing for "back action" functions

**Triple-angled Back Action Excavator, 1.0 mm**

- LMErgoSense®** LM 611-621 ES
- LM 611-621 EST**
- LMErgoMax™** LM 611-621 XSI
- LMErgoNorm™** LM 611-621 SI



**Triple-angled Back Action Excavator, 1.5 mm**

- LMErgoSense®** LM 634-641 ES
- LM 631-641 EST**
- LMErgoMax™** LM 631-641 XSI
- LMErgoNorm™** LM 631-641 SI



**Triple-angled Back Action Excavator, 2.0 mm**

- LMErgoSense®** LM 651-661 ES
- LM 651-661 EST**
- LMErgoMax™** LM 651-661 XSI
- LMErgoNorm™** LM 651-661 SI



**Triple-angled Back Action Excavator, 3.5 mm**

- LMErgoSense®** LM 671-681 ES
- LM 671-681 EST**
- LMErgoMax™** LM 671-681 XSI
- LMErgoNorm™** LM 671-681 SI

- For the horizontal finishing of outer cavity margins

**GINGIVAL MARGIN TRIMMERS**



For finishing enamel margins in the proximal area as well as for making plastic, amalgam and ceramic fillings.



**Gingival Margin Trimmer, 1.2 mm, distal**

- LMErgoSense®** LM 121-122 ES
- LM 121-122 EST**
- LMErgoMax™** LM 121-122 XSI
- LMErgoNorm™** LM 121-122 SI



**Gingival Margin Trimmer, 1.2 mm, mesial**

- LMErgoSense®** LM 125-126 ES
- LM 125-126 EST**
- LMErgoMax™** LM 125-126 XSI
- LMErgoNorm™** LM 125-126 SI

**SPATULA**



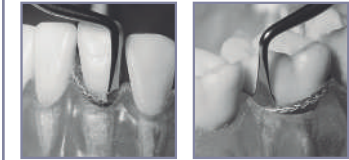
**Spatula**

- LMErgoSense®** LM 450-490 ES
- LM 450-460 EST**
- LMErgoMax™** LM 450-460 XSI
- LMErgoNorm™** LM 450-460 SI

**CORD PACKERS**



For packing retraction cord into the gingival pocket.



The bent blade enables getting around the tooth as well as the packing of the cord using vertical motions.



**Cord Packer, 2.0 mm**

- LMErgoSense®** LM 490-491 ES
- LM 490-491 EST**
- LMErgoMax™** LM 490-491 XSI
- LMErgoNorm™** LM 490-491 SI



**Cord Packer, 2.6 mm**


- LMErgoSense®** LM 492-493 ES
- LM 492-493 EST**
- LMErgoMax™** LM 492-493 XSI
- LMErgoNorm™** LM 492-493 SI

## BASE CARRIERS

For carrying base or thin liner to dentin surfaces.



Base Carrier, rigid

-  LM 29H-30H ES
-  LM 29H-30H EST
-  LM 29H-30H XSI
-  LM 29H-30H SI







Base Carrier - Condenser, malleable tip

-  LM 30-34 ES
-  LM 30-34 EST
-  LM 30-34 XSI
-  LM 30-34 SI

- Tip (30) can be bent into the desired form, allowing for easier access to hard to reach areas



Base Carrier - Condenser, rigid


-  LM 30H-34 ES
-  LM 30H-34 EST
-  LM 30H-34 XSI
-  LM 30H-34 SI

## PLUGGERS

For packing all types of filling materials.



Plugger, cylindrical, 1.0-1.5 mm

-  LM 340-360 ES
-  LM 340-360 EST
-  LM 340-360 XSI
-  LM 340-360 SI





Plugger, cylindrical, 1.2-2.0 mm

-  LM 350-380 ES
-  LM 350-380 EST
-  LM 350-380 XSI
-  LM 350-380 SI



Plugger, cylindrical, 1.8-2.5 mm





-  LM 370-390 ES
-  LM 370-390 EST
-  LM 370-390 XSI
-  LM 370-390 SI

## BURNISHERS

For burnishing, modelling and finishing of fillings.







Burnisher

-  LM 31-32 ES
-  LM 31-32 EST
-  LM 31-32 XSI
-  LM 31-32 SI

- For burnishing fillings at cavity margins
- For packing and shaping of composite fillings
- For packing of inlay/onlay fillings



Burnisher - Plugger, ball-ended, 1.5-2.5 mm

-  LM 471-473 ES
-  LM 471-473 EST
-  LM 471-473 XSI
-  LM 471-473 SI

- For plugging filling into cavity
- For polishing
- For plugging and shaping of composite fillings







Burnisher 27-29

-  LM 476-477 ES
-  LM 476-477 EST
-  LM 476-477 XSI
-  LM 476-477 SI

- For shaping of occlusal surfaces
- For burnishing of fillings at cavity margins



Burnisher 21

-  LM 372-373 ES
-  LM 372-373 EST
-  LM 372-373 XSI
-  LM 372-373 SI

- For shaping and packing of composite fillings
- For shaping of occlusal surfaces before hardening
- Pits, grooves, lateral ridges

# INSTRUMENTS FOR AESTHETIC RESTORATIONS

MD CE



STYLEITALIANO  
SHADE GUIDES

LM-Arte™ is a set of innovative instruments for aesthetic restorations and designed especially for composite layering. Each instrument is color-coded and named by its main function to enable easy, efficient and quick restorative treatments.

LM-Arte™ instruments have been developed in co-operation with Style Italiano, a study group of passionate clinicians and researchers specialized in aesthetic restorative dentistry.



Founders of Style Italiano, Walter Devoto DDS and Angelo Putignano MD, DDS.



LM-Arte™ Applica

- LMErgoSense® LM 46-49 ES
- LM 46-49 EST
- LMErgoMax™ LM 46-49 XSI



- A very thin and flexible spatula for transporting and modeling of the composite




LM-Arte™ Applica Twist

- LMErgoSense® LM 464-494 ES
- LM 464-494 EST
- LMErgoMax™ LM 464-494 XSI



- Thin and narrow spatula with bended angles for modeling difficult to reach areas such as approximal walls or the marginal ridge in matrix



LM-Arte™ Modella

- LMErgoSense® LM 422-443 ES
- LM 442-443 EST
- LMErgoMax™ LM 442-443 XSI



- A very thin and flexible spatula for transporting and modeling of the composite



LM-Arte™ Condensa

- LMErgoSense® LM 488-489 ES
- LM 488-489 EST
- LMErgoMax™ LM 488-489 XSI

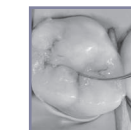


- A long and round plugger especially for modeling composite



LM-Arte™ Fissura

- LMErgoSense® LM 481-487 ES
- LM 481-487 EST
- LMErgoMax™ LM 481-487 XSI

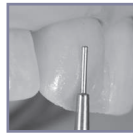


- Sharp pointed tips for modeling of occlusal surface structures



LM-Arte™ Misura

- LMErgoSense®** LM 496-497 ES
- LM 496-497 EST**
- LMErgoMax™** LM 496-497 XSI



- For horizontal and vertical measuring of thickness of composite layers on the restorations



LM-Arte™ Posterior Misura

- LMErgoSense®** LM 498-499 ES
- LM 498-499 ES**
- LMErgoMax™** LM 498-499 XSI



- For horizontal and vertical measuring of thickness of composite layers on the posterior restorations
- The fork shaped tip allows measuring and modeling of the composite wall with the presence of a matrix



LM-Arte™ Cusp Misura

- LMErgoSense®** LM 468-469 ES
- LM 468-469 EST**
- LMErgoMax™** LM 468-469 XSI

- Unique instrument for estimating cusp thickness and height for evaluating the need for cusp preparation when performing adhesive restorations.



LM-Arte™ Eccesso

- LMErgoSense®** LM 307-308 ES
- LM 307-308 EST**
- LMErgoMax™** LM 307-308 XSI



- For the removal of composite and bonding residue


LM-ARTE™ SOLO



NEW

LM-Arte™ Solo instruments are ideal for simplifying your daily cases: with just two instruments, you can perform most of your high-end anterior and posterior restorations.

Read more at [www.lm-dental.com/LM-Arte](http://www.lm-dental.com/LM-Arte)



LM-Arte™ Solo Anterior

- LMErgoSense®** LM 431-433 ES
- LM 431-433 EST**
- LMErgoMax™** LM 431-433 XSI

- For high-end esthetic anterior restorations
- Rounded and straight spatulas are designed for modeling anterior teeth, especially labial surfaces



LM-Arte™ Solo Posterior

- LMErgoSense®** LM 434-438 ES
- LM 434-438 EST**
- LMErgoMax™** LM 434-438 XSI

- For high-end posterior composite restorations
- The plugger end is designed for bulk filling and composite material modeling
- The sharp end enables contouring of the occlusal surface anatomy

# LMArte™

## LM-ARTE™ INSTRUMENT SETS



### LM-Arte™ Set

- LMErgoSense®** LM 6840 ES
- LMErgoMax™** LM 6840 XSI

Includes:  
LM-Arte™ Eccesso, LM-Arte™ Misura,  
LM-Arte™ Fissura, LM-Arte™ Applica,  
LM-Arte™ Condensa, LM-Servo™ 5  
cassette

### LM-Arte™ Posterior Set



- LMErgoSense®** LM 6844 ES
- LMErgoMax™** LM 6844 XSI

Includes:  
LM-Arte™ Posterior Misura, LM-Arte™ Cusp  
Misura, LM-Arte™ Fissura, LM-Arte™ Modella,  
LM-Arte™ Condensa, LM-Servo™ 5 cassette

### LM-Arte™ Complete Set



- LMErgoSense®** LM 6848 ES
- LMErgoMax™** LM 6848 XSI

Includes:  
LM-Arte™ Eccesso, LM-Arte™ Misura, LM-Arte™ Applica,  
LM-Arte™ Posterior Misura, LM-Arte™ Cusp Misura, LM-  
Arte™ Fissura, LM-Arte™ Modella, LM-Arte™ Condensa,  
LM-Servo™ 8 cassette

## LM-GENGIVA™



### LM-Gengiva™ gingival retracting kit

**LMErgoSense®** LM 7556K ES

**LMErgoMax™** LM 7556K XSI

Includes:

- LM-Gengiva™ / LM-MultiHolder™ PK III hand instrument(see more on page 46)
- LM-Gingival Retractors (blue) for establishing optimum working conditions for procedures at the gum line. Assortment package of three sizes include circa 90 pieces, 30 pcs/size): S for incisors, M for premolars and XL for molars
- LM-MultiLever™ for the removal of disposable gingival retractors

## LM-MULTIHOLDER™ SYSTEM



LM-MultiHolder™ PK I

- LMErgoSense® LM 750-756 ES
- ◀ LM 750-756 EST
- LMErgoMax™ LM 750-756 XSI
- LMErgoNorm™ LM 750-756 SI



LM-MultiHolder™ PK II

- LMErgoSense® LM 752-754 ES
- ◀ LM 752-754 EST
- LMErgoMax™ LM 752-754 XSI
- LMErgoNorm™ LM 752-754 SI



LM-MultiHolder™ PK III

- LMErgoSense® LM 752-756 ES
- ◀ LM 752-756 EST
- LMErgoMax™ LM 752-756 XSI

- Part of the LM-Gengiva™ gingival retracting kit, see page 45

LM-MultiHolder™ instruments and different kinds of replaceable plastic working ends – a real multi-function instrument!

Angle options allow for easy access to even the more complex areas. Optimal combination of steel and plastic: the steel shank is rigid and only the working end will flex, when required



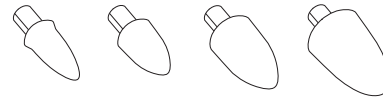
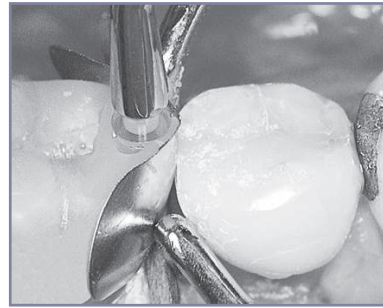
### LM-MultiHolder™ IntroKit

Introkit contains LM-MultiHolder™ instruments PK I and PK II (XSI or ES), LM-MultiLever™ and samples of all available working ends.

There are a total of 44 working ends, 4 for each size of each working end.

- LM 7555K ES
- LM 7555K XSI

You may order LM-MultiHolder™ IntroKit sample package also separately: LM 7555



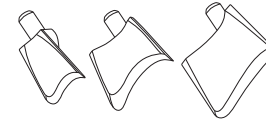
### LM-Contact Formers

Transparent tip for making correctly formed and tight approximal contact.

- Suitable for use with all matrices
- Will not stick to composite fillings
- Disposable

Four sizes corresponding to the size of the cavity, circa 60 pcs / package

LM 7622	XS
LM 7624	S
LM 7626	M
LM 7628	L
LM 7620	Assortment package ca 120 pcs (30 pcs / size)




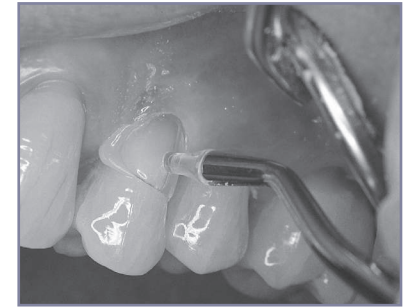
### LM-Gingival Retractors (blue)

For establishing optimum working conditions for procedures at the gum line.

- Disposable

Three sizes, circa 60 pcs / package

LM 7502	S for incisors
LM 7504	M for premolars
LM 7506	XL for molars
LM 7500	Assortment package circa 90 pcs (30 pcs / size)



### LM-Cervical Matrices

For making anatomically correct fillings at the gum line.

- Protects from moisture
- Prevents air bubbles
- Disposable

Four models for different size and shape, circa 60 pcs / package

LM 7602	for incisors
LM 7604	for canines and premolars
LM 7606	for small molars
LM 7608	for large molars
LM 7600	Assortment package circa 120 pcs (30 pcs / size)



### LM-MultiLever™

LM 7550

- For the removal of plastic working end



# LM DARK DIAMOND™ NON-STICK COATED INSTRUMENTS



LM Dark Diamond™ instruments with non-stick coating for easy placing and contouring of composite resins. The diamond like coating reduces the stickiness and allows pleasant and precise restorative instrumentation.

## LM Dark Diamond™ features:

- Exclusive diamond like coating
- Hard surface
- Smooth surface
- Dark color coating
- LM-ErgoSense® handle

## Benefits:

- Non-stick placement and sculpting of the composite resin
- Not sensitive to scratches
- Easy to clean
- Maximum contrast against the filling & minimal reflections
- Extreme precision and feel

LM Dark Diamond™ instruments can be cleaned and sterilized similarly to all other LM™ instruments.

LM Dark Diamond™ coating makes the surface of the tip extremely smooth and hard and allows for non-stick application and modeling of composite.



Burnisher

LM-ErgoSense® LM 31-32DD ES

LM 31-32DD EST

- LM Dark Diamond™ non-stick coating
- For packing and modeling composite





Burnisher - Plugger,  
ball-ended, 1.5-2.5 mm

**LMErgoSense®** LM 471-473DD ES

**LM 471-473DD ES**

- LM Dark Diamond™ non-stick coating
- For modeling composite



Modeller MH

**LMErgoSense®** LM 708-709DD ES

**LM 708-709DD ES**

- LM Dark Diamond™ non-stick coating
- For packing large approximal fillings
- Cylinder shaped working end will not get stuck into the composite while light curing



Modeller MH Mini

**LMErgoSense®** LM 707-708DD ES

**LM 707-708DD EST**

- LM Dark Diamond™ non-stick coating
- For packing small and medium approximal fillings
- Cylinder shaped working end will not get stuck into the composite while light curing



Packer-Modeller IO

**LMErgoSense®** LM 482-483DD ES

**LM 482-483DD EST**

- LM Dark Diamond™ non-stick coating
- For packing and modeling composite
- Conical working ends optimal for shaping occlusal surfaces



Plastic instrument, anterior

**LMErgoSense®** LM 43-47DD ES

**LM 43-47DD EST**

- LM Dark Diamond™ non-stick coating
- For placing, packing and contouring composite



Plastic instrument, posterior

**LMErgoSense®** LM 48-702DD ES

**LM 48-702DD EST**

- LM Dark Diamond™ non-stick coating
- For placing, packing and contouring composite



Mini Spatula

**LMErgoSense®** LM 444-445DD ES

**LM 444-445DD EST**

- LM Dark Diamond™ non-stick coating
- For placing and contouring composite



Handle options:



**LMErgoSense®**



**LMErgoMax™**



**LMErgoNorm™**

FOR COMPOSITES



Flow Instrument IO

- LMErgoSense®** LM 484-485 ES
- ☪** LM 484-485 EST
- LMErgoMax™** LM 484-485 XSI
- For easy handling and shaping of flowable composites



Modeller MH

- LMErgoSense®** LM 708-709 ES
- ☪** LM 708-709 EST
- LMErgoMax™** LM 708-709 XSI
- For packing large, approximal fillings in several layers
- Cylinder shaped working ends won't get stuck into the composite while light curing
- For pressing the matrix band in place while curing



Modeller MH Mini

- LMErgoSense®** LM 707-708 ES
- ☪** LM 707-708 EST
- LMErgoMax™** LM 707-708 XSI
- For packing small or medium approximal fillings in several layers
- Cylinder shaped working ends won't get stuck into the composite while light curing
- For pressing the matrix band in place while curing



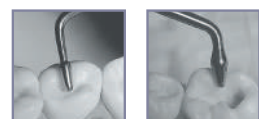
Packer-Modeller IO p

- LMErgoSense®** LM 482-702 ES
- ☪** LM 482-702 EST
- LMErgoMax™** LM 482-702 XSI
- LMErgoNorm™** LM 482-702 SI
- Combination instrument for premolars



Packer-Modeller IO

- LMErgoSense®** LM 482-483 ES
- ☪** LM 482-483 EST
- LMErgoMax™** LM 482-483 XSI
- LMErgoNorm™** LM 482-483 SI
- Conical working ends, which are exceptionally well-suited e.g. to shaping of occlusal surfaces and to packing of all kinds of plastics
- Composites do not stick to the highly polished blades



Packer-Modeller IO m

- LMErgoSense®** LM 483-703 ES
- ☪** LM 483-703 EST
- LMErgoMax™** LM 483-703 XSI
- LMErgoNorm™** LM 483-703 SI
- Combination instrument for molars



Plastic Instrument, anterior

- LMErgoSense®** LM 43-47 ES
- ☪** LM 43-47 EST
- LMErgoMax™** LM 43-47 XSI
- LMErgoNorm™** LM 43-47 SI
- For placing, packing and contouring composite



Plastic Instrument, posterior

- LMErgoSense®** LM 48-702 ES
- ☪** LM 48-702 EST
- LMErgoMax™** LM 48-702 XSI
- LMErgoNorm™** LM 48-702 SI
- For placing, packing and contouring composite



Form Condenser, 1.5-2.5 mm

- LMErgoSense®** LM 702-703 ES
- ☪** LM 702-703 EST
- LMErgoMax™** LM 702-703 XSI
- LMErgoNorm™** LM 702-703 SI
- For shaping and packing of large filling surfaces



Composite Spatula 6

- LMErgoSense®** LM 446-447 ES
- ☪** LM 446-447 EST
- LMErgoMax™** LM 446-447 XSI
- LMErgoNorm™** LM 446-447 SI
- For placing and contouring composite



Mini Spatula

- LMErgoSense®** LM 444-445 ES
- ☪** LM 444-445 EST
- LMErgoMax™** LM 444-445 XSI
- LMErgoNorm™** LM 444-445 SI
- For placing and contouring composite

CARVERS



For shaping of filling material to fit the anatomy of tooth, and for removal of soft excess.



1/2 Hollenback

- LMErgoSense®** LM 741-751 ES
- ☪** LM 741-751 EST
- LMErgoMax™** LM 741-751 XSI
- LMErgoNorm™** LM 741-751 SI
- For proximal and cervical surfaces



Nyström I

- LMErgoSense®** LM 74-75 ES
- ☪** LM 74-75 EST
- LMErgoMax™** LM 74-75 XSI
- LMErgoNorm™** LM 74-75 SI
- For proximal and occlusal surfaces



Nyström III

- LMErgoSense®** LM 76-77 ES
- ☪** LM 76-77 EST
- LMErgoMax™** LM 76-77 XSI
- LMErgoNorm™** LM 76-77 SI
- For interdental spaces, contact surfaces



### Maehlum

- LMErgoSense®** LM 71-73 ES
- LM 71-73 EST**
- LMErgoMax™** LM 71-73 XSI
- LMErgoNorm™** LM 71-73 SI
- For removal of soft excess from gingival margins (71)
- For anatomical shaping of occlusal surfaces (73)



### Universal Carver, occlusal-proximal

- LMErgoSense®** LM 71-72 ES
- LM 71-72 EST**
- LMErgoMax™** LM 71-72 XSI
- LMErgoNorm™** LM 71-72 SI
- For removal of soft excess from gingival margins (71)
- For anatomical shaping of occlusal surfaces (72)



### Cleoid-Discoid

- LMErgoSense®** LM 731-732 ES
- LM 731-732 EST**
- LMErgoMax™** LM 731-732 XSI
- LMErgoNorm™** LM 731-732 SI
- For anatomical shaping of occlusal surfaces of small fillings

## EXCESS SCALERS



### Excess Scaler

- LMErgoSense®** LM 785-795 ES
- LM 785-795 EST**
- LMErgoMax™** LM 785-795 XSI
- LMErgoNorm™** LM 785-795 SI
- For the removal of adhesive, cement, and composite excesses



### Mini Excess Scaler

- LMErgoSense®** LM 784-794 ES
- LM 784-794 EST**
- LMErgoMax™** LM 784-794 XSI
- LMErgoNorm™** LM 784-794 SI
- An effective excess remover in extremely tight interdental spaces

## FILLING REMOVER



### Filling Remover

- LMErgoSense®** LM 764-766 ES
- LM 764-766 EST**
- LMErgoMax™** LM 764-766 XSI
- LMErgoNorm™** LM 764-766 SI
- For the removal of temporary fillings and crowns
- For bridge removal during fitting

## CROWN OFF



A groove is first burred from the lower edge of the crown up to the occlusal surface. The groove should be so deep that it reaches the cement. The Crown Off working end is placed longitudinally into the groove and turned as if spreading the groove. The blade is turned until the crown loosens and lifts up. The blade stays firmly in the groove and it is easy to control even when lot of force is used.



### Crown Off

- LMErgoSense®** LM 767-768 ES
- LM 767-768 EST**
- LMErgoMax™** LM 767-768 XSI

- Blade double angled with a 45° twist
- Crown removal instrument

## INSTRUMENT SET



### LM-CompoSet

- LMErgoSense®** LM 6657 ES
- LMErgoMax™** LM 6657 XSI

Includes:  
LM-Servo™ 5 cassette, Mini Spatula, Plastic instrument, ant., Form Condenser, Packer-Modeller IO, Mini Excess Scaler

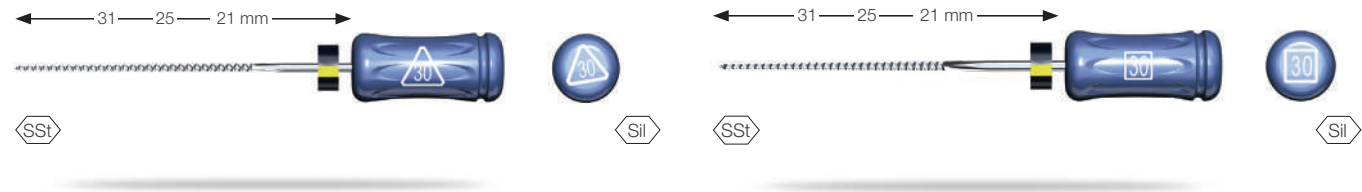
LM-ENDOMAX™



LM™'s endodontic hand files with large handles are supreme in ergonomics.

Soft and thick silicone handle improves the grip and makes filing and rotating more comfortable. LM-EndoMax files and reamers adhere to the contour of the canal, cleaning all surfaces evenly and effectively.

- Improved tactile sensitivity
- Greater working comfort
- Improved torque and force transmission
- Visible identification labels
- Color coding according to ISO specifications



LM-EndoMax™ Reamers

LM™'s reamers have loosely twisted and flexible triangular cross-section instrument blades. The instrument is primarily designed for the apical preparation of straight canals, which is why the blade can also be used for cutting. For this instrument, a rotating preparation motion is the most effective.

	Lenght	21 mm	25 mm	31 mm	Individual packages (pcs/pack.)
	ø ISO	Code	Code	Code	
	008	300821	300825	300831	6
	010	301021	301025		6
	015	301521	301525		6
	020	302021	302025	302031	6
	025	302521	302525	302531	6
	030	303021	303025	303031	6
	035	303521	303525	303531	6
	040	304021	304025	304031	6
	045	304521	304525	304531	6
	050	305021	305025	305031	6
	055	305521	305525	305531	6
	060	306021	306025	306031	6
	070	307021	307025	307031	6
	080	308021	308025	308031	6
	015-040	3015-04021	3015-04025	3015-04031	6*
	045-080	3045-08021	3045-08025	3045-08031	6**

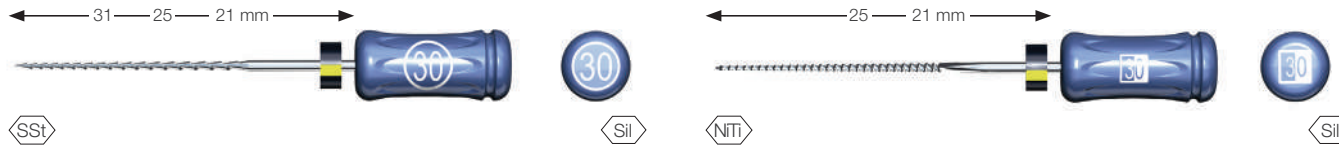
\*Assortment 015-040 includes: 015, 020, 025, 030, 035, 040  
 \*\*Assortment 045-080 includes: 045, 050, 055, 060, 070, 080

LM-EndoMax™K-files

LM™'s K-Files have an extremely flexible triangular profile blade. The larger cutting angle enhances instrument use compared to a similar square profile instrument. Preparation waste can also be removed from the canal more easily, because there is more room in the instrument threads. The threads are tightly spaced and the tip is sharp, making the instrument ideally suited to the preparation of straight canals using filing and rotating motions. Small sizes (006 - 015) can also be used in preparation of curved canals. A short, back-and-forth preparation motion is most effective for the instrument.

	Lenght	21 mm	25 mm	31 mm	Individual packages (pcs/pack.)
	ø ISO	Code	Code	Code	
	006	200621	200625	200631	6
	008	200821	200825	200831	6
	010	201021	201025	201031	6
	015	201521	201525	201531	6
	020	202021	202025	202031	6
	025	202521	202525	202531	6
	030	203021	203025	203031	6
	035	203521	203525	203531	6
	040	204021	204025	204031	6
	045	204521	204525	204531	6
	050	205021	205025	205031	6
	055	205521	205525	205531	6
	060	206021	206025	206031	6
	070	207021	207025	207031	6
	080	208021	208025	208031	6
	015 - 040	2015-04021	2015-04025	2015-04031	6*
	045 - 080	2045-08021	2045-08025	2045-08031	6**

\*Assortment 015-040 includes: 015, 020, 025, 030, 035, 040  
 \*\*Assortment 045-080 includes: 045, 050, 055, 060, 070, 080



### LM-EndoMax™ Hedstroems

The blade on LM™s Hedstroem files is milled instead of twisted like on other root canal instruments. Especially well suited to procedures where space is made for the root canal orifice (coronal flare). Hedstroem files are only intended for use with filing, back-and-forth preparation motions.

	Lenght	21 mm	25 mm	31 mm	Individual packages (pcs/pack.)
	α ISO	Code	Code	Code	
	008	400821	400825		6
	010	401021	401025	401031	6
	015	401521	401525	401531	6
	020	402021	402025	402031	6
	025	402521	402525	402531	6
	030	403021	403025	403031	6
	035	403521	403525	403531	6
	040	404021	404025	404031	6
	045	404521	404525	404531	6
	050	405021	405025	405031	6
	055	405521	405525	405531	6
	060	406021	406025	406031	6
	070	407021	407025	407031	6
	080	408021	408025	408031	6
	015 - 040	4015-04021	4015-04025	4015-04031	6*
	045 - 080	4045-08021	4045-08025	4045-08031	6**

\*Assortiment 015-040 includes: 015, 020, 025, 030, 035, 040  
 \*\*Assortiment 045-080 includes: 045, 050, 055, 060, 070, 080

### LM-EndoMax™ NiTi Files

The material used for NiTi files differs from that used for K-files, where as the file form is the same on both. NiTi (Nickel-Titanium) is an elastic material, which will return to its original shape after bending or deformation. The instrument tip is not used for cutting, which makes LM™s NiTi instruments ideal for the preparation of curved canals. Both a filing and rotating preparation motion are suitable for these instruments.

	Lenght	21 mm	25 mm	Individual packages (pcs/pack.)
	α ISO	Code	Code	
	015	501521	501525	6
	020	502021	502025	6
	025	502521	502525	6
	030	503021	503025	6
	035	503521	503525	6
	040	504021	504025	6
	045	504521	504525	6
	050	505021	505025	6
	055	505521	505525	6
	060	506021	506025	6
	015-040	5015-04021	5015-04025	6*

\*Assortiment 015-040 includes: 015, 020, 025, 030, 035, 040

## ROOT CANAL EXPLORER



The instrument's long, sharp tips facilitate the location and opening of root canals to provide access for proper preparation instruments.



**Important!** Only use the instruments for the purpose which they are intended!



Root Canal Explorer

- LMErgoSense® LM 27-28 ES
- LMErgoSense® LM 27-28 EST
- LMErgoMax™ LM 27-28 XSI
- LMErgoNorm™ LM 27-28 SI

## ROOT CANAL EXCAVATORS



Root canal excavators have longer lower shanks and sharper blade angles than round excavators.

- Extended and correctly angled shanks as well as highly effective blade angles allow for the preparation of all types of pulp cavities
- Effective for the cleaning of pulp chambers and location of root canals as well as the removal of temporary fillings



Root Canal Excavator, 1.0 mm

- LMErgoSense® LM 612-622 ES
- LMErgoSense® LM 612-622 EST
- LMErgoMax™ LM 612-622 XSI
- LMErgoNorm™ LM 612-622 SI



Root Canal Excavator, 1.5 mm

- LMErgoSense® LM 632-642 ES
- LMErgoSense® LM 632-642 EST
- LMErgoMax™ LM 632-642 XSI
- LMErgoNorm™ LM 632-642 SI



Root Canal Excavator, 2.0 mm

- LMErgoSense® LM 652-662 ES
- LMErgoSense® LM 652-662 EST
- LMErgoMax™ LM 652-662 XSI
- LMErgoNorm™ LM 652-662 SI

## ENDO SPREADERS

For the compacting of root canal filling materials during lateral condensation.



Endo Spreader 0.4 mm

- LMErgoSense® LM 24 ES
- LMErgoSense® LM 24 EST
- LMErgoMax™ LM 24 XSI



Endo Spreader 0.23 mm

- LMErgoSense® LM 22 ES
- LMErgoSense® LM 22 EST
- LMErgoMax™ LM 22 XSI

## ENDO PLUGGER

For the vertical plugging of root canal fillings.



Endo Plugger, 0.5 - 1.0 mm

- LMErgoSense® LM 41-42 ES
- LMErgoSense® LM 41-42 EST
- LMErgoMax™ LM 41-42 XSI
- LMErgoNorm™ LM 41-42 SI

**i**

Handle options:

# Extract with confidence & luxate atraumatically

Familiar LM™ ergonomics and tactile sensitivity also in extracting instruments

- Ergonomic design
  - comfortable to hold and easy to rotate
- Secure LM-ErgoTouch™ surface
  - light, non-slip grip
- Well-balanced
  - controlled grip
- Lightweight
  - less strain on the hands
- Clear color-coding
  - easy identification
- LM-DuraGradeMAX® supersteel
  - strong and sharp blades
- Tight seam at blade juncture
  - hygienic



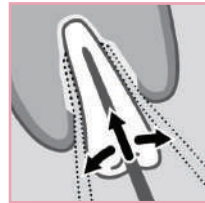
Best Product 2014, Dental Product Shopper

## LM-LIFTOUT™



Luxating instruments for atraumatic extraction.

LM-LiftOut™ instruments allow tooth extraction to be done as atraumatically as possible. This is important in order to enable rapid healing and future implant placement. The thin tip of the instrument is introduced into the periodontal space and slowly advanced toward the apex of the root while twisting the instrument gently back and forth. LM-LiftOut™ is not suitable for use as an elevator.



### STRAIGHT BLADE



LM-LiftOut™ S2

- LM 812220
- ☞ LM 812220T

LM-LiftOut™ S3

- LM 812230
- ☞ LM 812230T

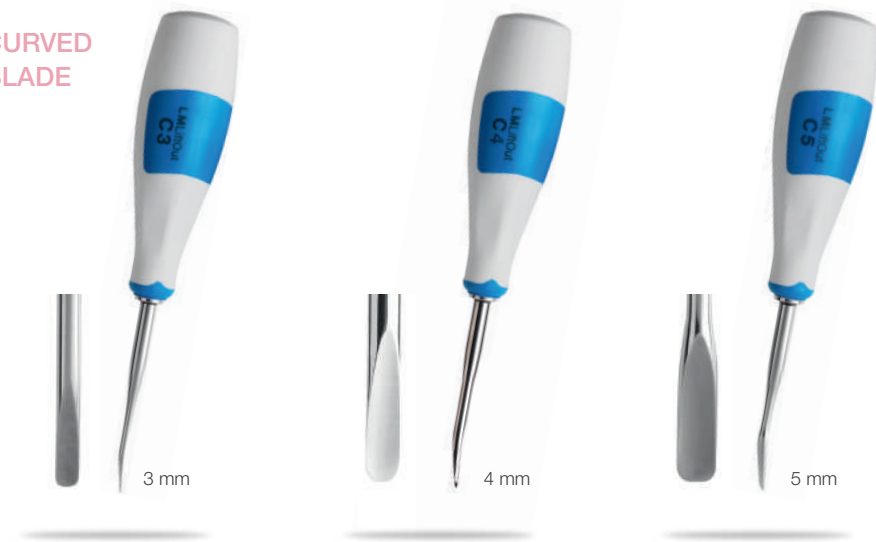
LM-LiftOut™ S4

- LM 812240
- ☞ LM 812240T

LM-LiftOut™ S5

- LM 812250
- ☞ LM 812250T

### CURVED BLADE



LM-LiftOut™ C3

- LM 812430
- ☞ LM 812430T

LM-LiftOut™ C4

- LM 812440
- ☞ LM 812440T

LM-LiftOut™ C5

- LM 812450
- ☞ LM 812450T

LM-SLIMLIFT™



Luxating instruments designed for extremely narrow places.

LM-SlimLift™ instruments are especially designed to reach places you cannot go with traditional luxating instruments. It allows tooth extraction to be done as atraumatically as possible. This is important in order to enable rapid healing. The extremely fine tip of the instrument is introduced into the very narrow periodontal space. The instrument is slowly advanced towards the apex of the root while turning the instrument gently back and forth. The LM-SlimLift™ is not suitable for use as an elevator.



STRAIGHT BLADE



LM-SlimLift™ S3  
 LM 812630  
 LM 812630T



LM-SlimLift™ S4  
 LM 812640  
 LM 812640T



LM-SlimLift™ S5  
 LM 812650  
 LM 812650T



The extremely slim design of blade allows for the most atraumatic extractions.

CURVED BLADE



LM-SlimLift™ C3  
 LM 812830  
 LM 812830T



LM-SlimLift™ C4  
 LM 812640  
 LM 812640T



LM-SlimLift™ C5  
 LM 812650  
 LM 812650T

MAINTENANCE



Cassette

LM 810001



LM™ extraction instruments are supplied in a convenient cassette that protects both the instrument and the handler during the maintenance cycle. The cassette keeps the instrument from puncturing the sterilization pouch, so sterility is more likely to be assured.

- The cassette can be color-coded
- The cassette is compatible with LM-ServoMax™ tray



Sharpening stone

LM 818002

Sharpen the extractors occasionally using the round sharpening stone as a simple and quick way to keep them in top condition and always ready to use.

- Suitable for LM-SlimLift™, LM-LiftOut™, LM-TwistOut™ and LM-RootOut™ instruments



## LM-TWISTOUT™



Elevators for forceful extraction.

LM-TwistOut™ instruments are suitable for tooth extraction in situations where strong force or torque must be applied.



### STRAIGHT BLADE



3 mm

LM-TwistOut™ S3



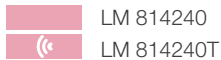
LM 814230

LM 814230T



4 mm

LM-TwistOut™ S4



LM 814240

LM 814240T



5 mm

LM-TwistOut™ S5



LM 814250

LM 814250T

### CURVED BLADE



3 mm

LM-TwistOut™ C3



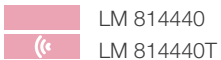
LM 814430

LM 814430T



4 mm

LM-TwistOut™ C4



LM 814440

LM 814440T



5 mm

LM-TwistOut™ C5



LM 814450

LM 814450T

## ROOT TIP INSTRUMENTS



Root Tip Pick



LM 769-771 ES

LM 769-771 EST

LM 769-771 XSI

- For the removal of root tip
- Suits well in all difficult to reach areas



LM-RootOut™



LM 812210

LM 812210T

- Designed for delicate root teasing procedures
- Not recommended for more substantial root tip removal
- Similar to Heidbrink root tip picks
- Ergonomically designed handle for a good grip

# INSTRUMENTS FOR IMPLANT POSITIONING

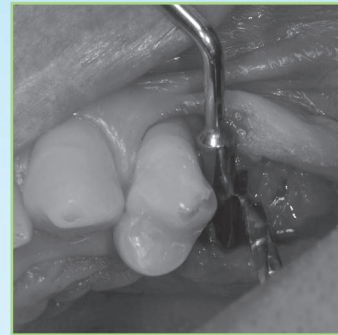


## Optimal implant insertion

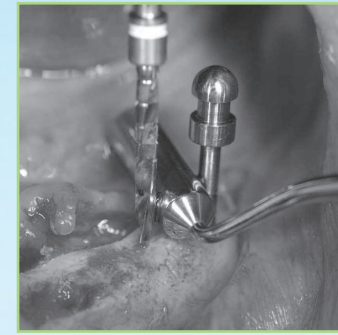
Guiding for correct mesio-distal implant insertion

LM™ Implant Misura MR instruments help positioning the first spiral drill at a correct distance from the pillar i.e. implant or natural element adjacent to the implant and respecting the bone biology.

This results in correct amount of bone between the implant and the tooth, so that the bone crest remains stable over time. Once the biology is respected and the case is spaced correctly, a long lasting esthetic result is established.



Implant adjacement to a natural element



Implant adjacent to another implant in edentulous arch



LM™ Implant Misura MR by **STYLEITALIANO**

The instruments are designed by Marco Redemagni MD, DDS. Style Italiano™ is a study group of passionate clinicians and researchers specialized in aesthetic restorative dentistry.



*“These instruments are really essential when it comes to positioning the first drill”*

Marco Redemagni  
MD, DDS

More information at [www.styleitaliano.org](http://www.styleitaliano.org) and [www.facebook.com/styleitaliano](http://www.facebook.com/styleitaliano).

For more details and clinical information about LM™ Implant Misura MR, please scan the QR.



Markings on the tip facilitate checking bucco-lingual position of the implant drilling.



### Choosing the correct size


The instruments are available in different diameters. Each instrument has a larger tip for insertion of adjacent implants and and a smaller tip for spacing an implant from a natural element.

Choose the right instrument size based on the implant diameter:

Instrument color	Initial drill Ø		Distance in mm	
	1.5 mm Implant Ø	2.0 mm Implant Ø	Tooth - Implant	Implant - Implant
Gray	3.4-3.5	4.0	3.0	5.0
Green	3.75	4.25	3.1	5.3
Yellow	4.0-4.1-4.15	4.6	3.3	5.6
Orange	4.3	4.8	3.4	5.8
Blue	4.8-4.85	5.35	3.7	6.3



LM™ Implant Misura MR  
3.0-5.0

**LMErgoSense®** LM 400-401 ES  
 LM 400-401 EST



LM™ Implant Misura MR  
3.1-5.3

**LMErgoSense®** LM 402-403 ES  
 LM 402-403 EST




LM™ Implant Misura MR  
3.3-5.6

**LMErgoSense®** LM 404-405 ES  
 LM 404-405 EST




LM™ Implant Misura MR  
3.4-5.8

**LMErgoSense®** LM 406-407 ES  
 LM 406-407 EST



LM™ Implant Misura MR  
3.7-6.3

**LMErgoSense®** LM 408-409 ES  
 LM 408-409 EST



LM™ Implant Misura MR Kit

**LMErgoSense®** LM 6843 ES

Five LM™ Implant Misura MR instruments  
(3.0-5.0, 3.1-5.3, 3.3-5.6, 3.4-5.8, 3.7-6.3)  
and LM-Servo™ 5 instrument cassette

## LM-Activator™ - Early orthodontic intervention

LM-Activator™ is a prefabricated appliance for supporting healthy growth and development of the face and jaw. The ideal time for treatment with LM-Activator™ is in early mixed dentition when the first teeth are changing. By intervening early, the need for further treatment can be significantly reduced and even eliminated. Research indicates that malocclusions in deciduous dentition persist and tend to become more severe as the dentition develops. LM-Activator™ provides soft guidance to teeth and jaws when needed.

### How does LM-Activator™ work?

- When the teeth are changing, LM-Activator™ gently guides the teeth and jaw towards a healthy growth.
- LM-Activator™ aligns teeth, activates mandibular growth and expands the arch perimeter in mixed dentition.
- LM-Activator™ corrects and aligns sagittal and vertical relationships simultaneously - no separate phases are needed. The occlusion can be controlled in a 3-dimensional way.
- A large number of different model and size combinations makes it possible to select an LM-Activator™ appliance that is appropriate for the patient.



Scan the QR and watch the video for LM-Activator™ introduction.



Gently guiding the growth of erupting teeth and growing jaws can be compared to trimming and supporting a young plant. Guiding to a healthy growth path early and along the growth is more gentle and the outcome will be more natural.



*“The appliance has many advantages. Most importantly, early treatment with LM-Activator™ will stop the development of the malocclusions, thereby preventing the malocclusion to become more severe. For children, LM-Activator™ is easy to use. The treatment is easy and straightforward, and the treatment outcome more natural.”*

Professor Emeritus Juha Varrelä, DDS, PhD, Specialist in Orthodontics,  
Institute of Dentistry, University of Turku, Finland



Scan the QR and watch the video about LM-Activator™

# GROWING HAPPY SMILES

## Advantages for TREATING PATIENTS with LM-Activator™

- ✓ **Corrects efficiently different malocclusions.** Suitable for treating overjet, overbite, deepbite, open bite, crowding, Class II and dental anterior crossbite i.e. inverted incisors. Sagittal and vertical relationships can be corrected simultaneously<sup>1</sup>.
- ✓ **Cost-effective.** Single treatment phase with simultaneous alignment, leveling and anteroposterior correction instead of separate stages.
- ✓ **Clinically and scientifically proven.** The treatment method is supported by evidence from cohort controlled and RCT research results.
- ✓ **Reduced treatment complexity.** A large assortment of models makes it possible to select the appropriate appliance for the patient. Treatment can be started immediately.
- ✓ **Models for alternative arch forms.** Narrow model for standard and regular arch widths, and Wide for wider arch forms.
- ✓ **Enhanced durability.** Model with reinforcement in incisal area for improved durability, e.g. for deep bite cases.

## Safety and comfort FOR THE PATIENT

- ✓ **Made of medical-grade silicone.** Flexible by nature and comfortable for the patient.
- ✓ **No additives.** No coloring agents, phtalates, softeners, latex, bisphenol-A or fragrance agents.
- ✓ **Safe and fully biocompatible.** The use is safe for the patient. The silicone material is tested in accordance with ISO 10993 requirement of 30 days permanent contact with mucous membranes.
- ✓ **Hygienic.** Daily rinse with water is enough. Can be disinfected by boiling.
- ✓ **Evidence based treatment method.** The treatment method proven by research results, and the appliance has been used by hundreds of thousands of patients around the world.
- ✓ **Removable and used while sleeping.** Patient can eat any food normally, exercise and do any sport, and no metal wire adjustments or emergency visits needed due to broken metal parts.
- ✓ **Feels comfortable.** Anatomically designed and rounded tooth slots.
- ✓ **Gentle on teeth.** Soft silicone is gentle on teeth and comfortable for the patient.
- ✓ **Simple and easy treatment.** No separate treatment phases but simultaneous alignment, leveling and anteroposterior correction reducing treatment complexity.



*“Our results showed distinct improvements in overjet, overbite, sagittal molar relationship, and crowding in the treated subjects.”*

Myrlund R., et al. One year treatment effects of the eruption guidance appliance in 7- to 8-year-old children: a randomized clinical trial. *European Journal of Orthodontics*, 2015;37(2):128-134. <https://doi.org/10.1093/ejo/cjz014>



*“An advantage of the eruption guidance appliance is that it not only guides the eruption of the teeth but also simultaneously acts on the transversal, sagittal, and vertical relationships of both dental arches.”*

Keski-Nisula K., et al. J. Orthodontic intervention in the early mixed dentition: A prospective, controlled study on the effects of the eruption guidance appliance. *AM J of Orthodontics and Dentofacial Orthopedics*, 2008;133(2), 254-260. <https://doi.org/10.1016/j.ajodo.2006.05.039>



*“As a result of the EGA treatment, the sagittal relationship was corrected from Class II to Class I in 86% of the cases during the active treatment, and it showed further improvement post-treatment. At the age of 16.7 years, 98% of the treatment children, who all had a Class II relationship at the onset of the early mixed dentition, had a Class I relationship.”*

Keski-Nisula K., et al. Class II treatment in early mixed dentition with the eruption guidance appliance: effects and long-term stability. *European Journal of Orthodontics*, 2020;42(2):151-156. <https://doi.org/10.1093/ejo/cjz092>

# INDICATIONS - when to use LM-Activator™?

LM-Activator™ has proven to be effective in treatment of different malocclusions at different dental stages. Evaluating the dentoalveolar, skeletal and functional characteristics is an essential part of selecting patients for LM-Activator™ treatment. A thorough case-by-case analysis of the patient's malocclusion and its severity as well as of the patients motivation is needed.

The ideal time for treatment with LM-Activator™ is in early mixed dentition when the first teeth are changing. Use of LM-Activator™ is recommended to align teeth, activate mandibular growth and expand the arch perimeter. The chart below provides a demonstrative guideline for case selection.

		Deciduous dentition	Early mixed dentition	Late mixed dentition	Early permanent dentition
Excess overjet, excess overbite, deep bite	Severe		■	■	
	Moderate		■	■	■
	Mild		■	■	■
Anterior crowding (incisors and canines)	Severe		■	■	
	Moderate		■	■	■
	Mild		■	■	■
Dentoalveolar anterior crossbite of 1-2 teeth	Severe		■		
	Moderate		■		
	Mild		■		
Rotated anterior teeth	Severe		■	■	
	Moderate		■	■	
	Mild		■	■	■
Class II	Severe		■	■	
	Moderate		■	■	
	Mild		■	■	
Scissorsbite / Complete mandibular posterior lingual crossbite (i.e. mandibular posterior teeth completely on the lingual side of the maxillary posterior teeth)	Severe	■			
	Moderate	■			
	Mild	■			
Gummy Smile (Treatment start before the eruption of permanent maxillary central incisors)	Severe		■		
	Moderate		■		
	Mild		■		
Open bite (High model recommended)	Severe		■	■	
	Moderate		■	■	
	Mild		■	■	

■ Use of LM-Activator™ recommended

■ Use of LM-Activator™ can be considered

### Contraindications:

- Skeletal Class III
- Midline discrepancy > 3mm \*)
- Very narrow upper arch \*)
- Palatally impacted teeth \*)
- Fully erupted anterior teeth that require torquing \*)
- Teeth requiring intrusion

\*) May be treated with combination treatment (LM-Activator™ together with other appliances such as quad helix)

The treating doctor is solely responsible and liable for diagnosis, treatment, and evaluating whether treatment with LM-Activator™, LM-Trainer™ or any other LM-Dental™'s product is appropriate for a specific patient, and for the outcome of any treatment with LM-Activator™, LM-Trainer™ or any other LM-Dental™'s product. Product used, and use of products shall be determined solely by doctor and evaluated for use with each individual patient where appropriate. Please refer to manufacturer's instructions for use.

### Overjet <sup>1)</sup>



Before



After 1 year

### Deep bite with palatal impingement <sup>1)</sup>



Before



After 1 year

### Single tooth anterior crossbite <sup>2)</sup>



Before



After 15 days

### Crowding <sup>3)</sup>



Before



After 10 months

*"We can control the occlusion in a three dimensional way with LM-Activator™. We are able to control overbite, overjet, the lateral contacts of the lower and upper arch and to modify the sagittal growth."*



Dr. Giacchino Pellegrino, DDS,  
Specialist in Orthodontics, Italy

### References

- <sup>[1]</sup> Keski-Nisula, K., Hernesniemi, R., Heiskanen, M., Keski-Nisula, L., & Varrela, J. Orthodontic intervention in the early mixed dentition: A prospective, controlled study on the effects of the eruption guidance appliance. *AM J of Orthodontics and Dentofacial Orthopedics*, 2008;133(2), 254-260. <https://doi.org/10.1016/j.ajodo.2006.05.039>
- <sup>[2]</sup> Keski-Nisula K., Keski-Nisula L., Varrela J. Class II treatment in early mixed dentition with the eruption guidance appliance: effects and long-term stability. *European Journal of Orthodontics*, 2020;42(2):151-156. <https://doi.org/10.1093/ejo/cjz092>
- <sup>[3]</sup> Keski-Nisula K., Keski-Nisula L., Salo H., Voipio K., Varrela J. Dentofacial changes after Orthodontic Intervention with Eruption Guidance Appliance in the Early Mixed Dentition. *Angle Orthod* 2008;78(2):324-331. <https://doi.org/10.2319/012607-37.1>
- <sup>[4]</sup> Myrland R., Dubland M., Keski-Nisula K., Kerosuo H. One year treatment effects of the eruption guidance appliance in 7- to 8-year -old children: a randomized clinical trial. *European Journal of Orthodontics*, 2015;37(2):128-134. <https://doi.org/10.1093/ejo/cju014>
- <sup>[5]</sup> Myrland R., Keski-Nisula K., Kerosuo H. Stability of orthodontic treatment outcomes after 1-year treatment with the eruption guidance appliance in the early mixed dentition: A follow-up study. *Angle Orthod* 2019; 89(2):206-213. <https://doi.org/10.2319/041018-269.1>
- <sup>[6]</sup> Kerosuo, H., Heikinheimo, K., Nyström, M., Väkiparta, M. Outcome and long-term stability of an early orthodontic treatment strategy in public health care. *European Journal of Orthodontics* 2013;35(2):183-189. <https://doi.org/10.1093/ejo/cjs087>
- <sup>[7]</sup> Bishara S., B. Hoppens B., Jakobsen J., F. Kohout. Changes in the molar relationship between the deciduous and permanent dentitions: A longitudinal study. *AM J Orthodontics and Dentofacial Orthopedics* 1988;93(1):19-28. [https://doi.org/10.1016/0889-5406\(88\)90189-8](https://doi.org/10.1016/0889-5406(88)90189-8)
- <sup>[8]</sup> Glasl B., Ludwig B., Schopf P. Prevalence and Development of KIG-relevant Symptoms in Primary School Students from Frankfurt am Main\* Prävalenz und Entwicklung KIG-relevanter Befunde bei Grundschulern aus Frankfurt am Main\*. *Journal of Orofacial Orthopedics / Fortschritte der Kieferorthopädie* 2006;67(6):414-423. <https://doi.org/10.1007/s00056-006-0615-8>
- <sup>[9]</sup> Janson G. R., da Silva C. C., Bergersen E. O., Henriques J. F., Pinzan A. Eruption guidance appliance effects in the treatment of Class II, Division 1 malocclusions. *AM J of Orthodontics and Dentofacial Orthopedics* 2000;117(2), 119-129. [https://doi.org/10.1016/s0889-5406\(00\)70222-8](https://doi.org/10.1016/s0889-5406(00)70222-8)

Clinical pictures courtesy of <sup>1)</sup> Dr. Rita Myrland and Dr. Mari Dubland, University of Tromsø, Norway. <sup>2)</sup> Dr. Giacchino Pellegrino, Management of eruption problems with preformed silicone orthodontic devices, Poster presented at 21. Jahrestagung der Deutsche Gesellschaft für Kinderzahnheilkunde 25.09 - 27.09 2014; Freiburg, Germany <sup>3)</sup> Dr. Giacchino Pellegrino, Deep bite correction with a preformed appliance, Poster with oral presentation presented at 12th Congress of European Academy of Paediatric Dentistry; 5th - 8th June 2014; Sopot, Poland.

# LM-Activator™ MODEL ASSORTMENT features

With LM-Activator™ alignment, leveling and anteroposterior correction can be done at the same time without separate phases. A large assortment of models makes it possible to select the appropriate appliance for the patient. Treatment complexity for both the clinician and the patient can be reduced.

The four basic LM-Activator™ model features are: **LOW** and **HIGH**, and **SHORT** and **LONG**. The appliances are combinations of these features. All the models are available also for two arch widths: **NARROW** or **WIDE**. Also **REINFORCED** model with hard insert in the incisal area is available. The choice of model should always be based on an examination and diagnosis done by or under supervision of a specialist in orthodontic treatment. The appliance should always be fitted to the patient to ensure a good fit.




## SHORT

Model with a shorter molar section for patients whose second molars have not yet erupted.

## LONG

Model with a longer molar section for patients whose second molars have erupted.



## LOW

Model with basic appliance thickness is applicable to many different cases.

## HIGH

Model with thicker premolar and molar area. Specifically designed for treating skeletal and dentoalveolar open bite cases.



There are two different arch widths of all basic models.

## NARROW

Model for narrow and regular dental arch width.

## WIDE

Model for wide dental arch width.



All models are available also with incisal reinforcement.

## REINFORCED

This model has a rigid reinforcement of harder material in the incisal area and is designed especially for skeletal deep bite cases. The model is also suitable for other patients who benefit from a firm surface and improved durability.

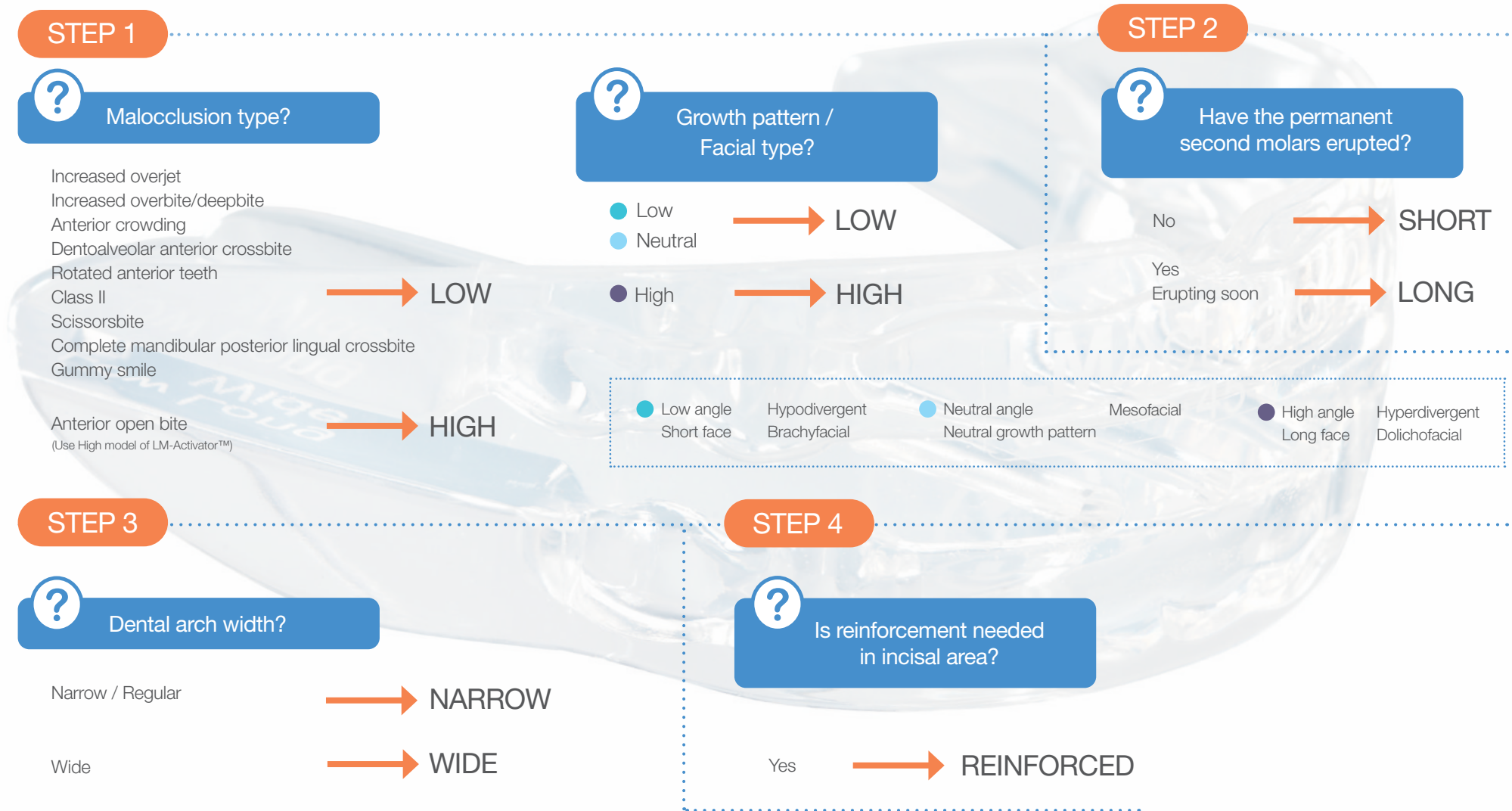


# General steps on HOW TO CHOOSE the LM-Activator™ MODEL

The selection chart below provides some general basic guidelines on choosing the right LM-Activator™ appliance for the patient. It is solely the responsibility of the treating doctor to evaluate and determine which model is best suitable for the individual patient.



Scan the QR and watch video guidelines on how to choose the LM-Activator™ model



The treating doctor is solely responsible and liable for diagnosis, treatment, and evaluating whether treatment with LM-Activator™, LM-Trainer™ or any other LM-Dental™'s product is appropriate for a specific patient, and for the outcome of any treatment with LM-Activator™, LM-Trainer™ or any other LM-Dental™'s product. Product used, and use of products shall be determined solely by doctor and evaluated for use with each individual patient where appropriate. Please refer to manufacturer's instructions for use.

## Selecting THE SIZE MD CE

LM-OrthoSizer™ is a tool for aiding the selection of the appropriate LM-Activator™ size. The size is indicative and LM-Activator™ should always be fitted to ensure the correct size.

- LM 9400 measures the distance across the upper incisors from the distal surface of the left lateral incisor to the distal surface of the right lateral incisor.
- LM 9402 is to be used like LM 9400 but with LM-Activator™ 2 series. The accuracy is improved with separate measures for mandible and maxilla.
- Both are compatible with LM mirror handles (LM 25 SI/XSI/ES, LM 28 XSI/ES).



LM 9400 LM-OrthoSizer™

LM 9402 LM-Activator™ 2 OrthoSizer™

### Checking the fit of the appliance

Fitting the appliance to the patient is the most important step of size selection.

**1. No crowding and no risk of crowding**  
Choose the size that matches the dentition. The canine rests at the bottom of the slot and no distalizing force is placed on the canine. If there is crowding or crowding is expected, consider a larger size to enable expansion of the arch perimeter. In case of diastema consider choosing a smaller size.



**2. Crowding or risk of crowding**  
Select a size that is larger than the dentition. LM-Activator™ guides the canine towards the bottom of its' slot and applies force distally on the canine.



**3. The size is too large**  
The canine is guided against a ridge between two tooth slots and the appliance does not guide the teeth properly. Select a smaller size.



Re-evaluate the size of the appliance when the permanent maxillary and mandibular lateral incisors begin to erupt. It may be necessary to switch to a larger appliance.

## LM-Activator™ product range

MD CE

LM-Activator™ has been used by hundreds of thousands of patients around the world for correcting malocclusions and guiding the teeth and jaw to a healthy grow.

### LM-Activator™ Low Short

Model with a shorter molar section for patients whose second molars have not yet erupted. Delivered in a yellow box.



Size	NARROW
10	94010LS
15	94015LS
20	94020LS
25	94025LS
30	94030LS
35	94035LS
40	94040LS
45	94045LS
50	94050LS
55	94055LS
60	94060LS
65	94065LS
70	94070LS

Models for wide arch form and/or with reinforced incisal area - see the new generation LM-Activator™ 2 appliances on next page.

### LM-Activator™ Low Long

Model with a longer molar section for patients whose second molars have erupted. Delivered in a blue box.



Size	NARROW
40	94040L
45	94045L
50	94050L
55	94055L
60	94060L
65	94065L
70	94070L

### LM-Activator™ High Short

Model with a shorter molar section for patients whose second molars have not yet erupted. The High model is thicker in the region of second premolars and molars. It is specifically designed for treating skeletal and dentoalveolar open bite cases. Delivered in an orange box.



Size	NARROW
20	94020HS
25	94025HS
30	94030HS
35	94035HS
40	94040HS
45	94045HS
50	94050HS
55	94055HS
60	94060HS
65	94065HS
70	94070HS

### LM-Activator™ High Long

Model with a longer molar section for patients whose second molars have erupted. The High model is thicker in the region of second premolars and molars. It is specifically designed for treating skeletal and dentoalveolar open bite cases. Delivered in a green box.



Size	NARROW
45	94045H
50	94050H
55	94055H
60	94060H
65	94065H
70	94070H

## LM-Activator™ 2 product range MD CE

LM-Activator™ 2 is the new generation of LM-Activator™ appliances. The models are the same as in LM-Activator™, Low and High, Short and Long. In addition there are now two alternative arch widths, Narrow (regular width) and Wide, for all models. A model with incisal reinforcement for increased durability (Reinforced) is also introduced for all models and in two arch widths. LM-Activator™ 2 has high gloss surface and improved markings.

### LM-Activator™ 2 Low Short

Model with a shorter molar section for patients whose second molars have not yet erupted. Delivered in a yellow box.



Size	NARROW	Reinforced	WIDE	Reinforced
35	94235LSN	94235LSNR	94235LSW	94235LSWR
40	94240LSN	94240LSNR	94240LSW	94240LSWR
45	94245LSN	94245LSNR	94245LSW	94245LSWR
50	94250LSN	94250LSNR	94250LSW	94250LSWR
55	94255LSN	94255LSNR	94255LSW	94255LSWR
60	94260LSN	94260LSNR	94260LSW	94260LSWR
65	94265LSN	94265LSNR	94265LSW	94265LSWR
70	94270LSN	94270LSNR	94270LSW	94270LSWR

### LM-Activator™ 2 Low Long

Model with a longer molar section for patients whose second molars have erupted. Delivered in a blue box.



Size	NARROW	Reinforced	WIDE	Reinforced
35	94235LLN	94235LLNR	94235LLW	94235LLWR
40	94240LLN	94240LLNR	94240LLW	94240LLWR
45	94245LLN	94245LLNR	94245LLW	94245LLWR
50	94250LLN	94250LLNR	94250LLW	94250LLWR
55	94255LLN	94255LLNR	94255LLW	94255LLWR
60	94260LLN	94260LLNR	94260LLW	94260LLWR
65	94265LLN	94265LLNR	94265LLW	94265LLWR
70	94270LLN	94270LLNR	94270LLW	94270LLWR

### LM-Activator™ 2 High Short

Model with a shorter molar section for patients whose second molars have not yet erupted. The High model is thicker in the region of second premolars and molars. It is specifically designed for treating skeletal and dentoalveolar open bite cases. Delivered in an orange box.



Size	NARROW	Reinforced	WIDE	Reinforced
35	94235HSN	94235HSNR	94235HSW	94235HSWR
40	94240HSN	94240HSNR	94240HSW	94240HSWR
45	94245HSN	94245HSNR	94245HSW	94245HSWR
50	94250HSN	94250HSNR	94250HSW	94250HSWR
55	94255HSN	94255HSNR	94255HSW	94255HSWR
60	94260HSN	94260HSNR	94260HSW	94260HSWR
65	94265HSN	94265HSNR	94265HSW	94265HSWR
70	94270HSN	94270HSNR	94270HSW	94270HSWR

### LM-Activator™ 2 High Long

Model with a longer molar section for patients whose second molars have erupted. The High model is thicker in the region of second premolars and molars. It is specifically designed for treating skeletal and dentoalveolar open bite cases. Delivered in a green box.



Size	NARROW	Reinforced	WIDE	Reinforced
35	94235HLN	94235HLNR	94235HLW	94235HLWR
40	94240HLN	94240HLNR	94240HLW	94240HLWR
45	94245HLN	94245HLNR	94245HLW	94245HLWR
50	94250HLN	94250HLNR	94250HLW	94250HLWR
55	94255HLN	94255HLNR	94255HLW	94255HLWR
60	94260HLN	94260HLNR	94260HLW	94260HLWR
65	94265HLN	94265HLNR	94265HLW	94265HLWR
70	94270HLN	94270HLNR	94270HLW	94270HLWR

LM-Trainer™ products MD CE

LM-Trainer™ can be used in deciduous dentition, e.g. before LM-Activator™ treatment. It can also be used in functional education and for habit correction, e.g. reverse swallowing and mouth breathing, when harmful oral habits risk causing malocclusions.



LM-Trainer™ Medium  
LM 94100T

- Slots for incisors and cuspids
- Lip bumper



LM-Trainer™ Small  
LM 94100S

- Slots for incisors, lip bumper
- Smaller and softer than LM-Trainer™ Medium



LM-Trainer™ Braces  
LM 94100TB

- Used in conjunction with brackets and wires
- Brings the mandible forward for Class II correction
- Prevents irritation and wounding of soft tissue
- Lip bumper

LM-Trainer™ 2 Medium  
LM 94100T2

- Bigger than LM-Trainer™ Medium
- High gloss surface
- Slots for incisors and cuspids
- High labial shields and shaped lingual flanges
- Enhanced lip bumper



LM-Activator™ motivational materials

Patient compliance is essential for successful treatment. The first month is crucial in adopting the habit to use the appliance (because creating a habit in general requires 3-4 weeks of regularity).

To motivate the patient and his/her family, age appropriate material is available for both preadolescents and adolescents. It is important to make sure the patient and his/her family understands that irregular use may be equivalent with no treatment at all.

Ask for the available materials from you LM™ representative!

ORTHODONTIC HAND INSTRUMENTS



Mirror Handle, ortho

- Orthodontic mirror handle with Bausch-Verbiest design
- For measuring the sagittal overjet and vertical overbite
- Millimeter scale, total length 25 mm

- LMErgoSense®** LM 25-26 ES
- LMErgoSense®** LM 25-26 EST
- LMErgoMax™** LM 25-26 XSI
- LMErgoSense®** LM 28-26 ES
- LMErgoSense®** LM 28-26 EST
- LMErgoMax™** LM 28-26 XSI



Ligature On-Off SL

- The explorer-like end (17CL) for both application and removal of ligatures. Ligatures can be lined up on the lower shank.
- The forked end (414) is particularly suitable for guiding a ligature ring over e.g. the fourth wing of a bracket.

- LMErgoSense®** LM 414-17CL ES
- LMErgoSense®** LM 414-17CL EST
- LMErgoMax™** LM 414-17CL XSI



Plastic Ligature Applicator

- For placement of orthodontic rubber ligatures

- LMErgoSense®** LM 416-417 ES
- LMErgoSense®** LM 416-417 EST
- LMErgoMax™** LM 416-417 XSI
- LMErgoNorm™** LM 416-417 SI



Arch Wire Tucker

- For bending the end of an arch wire
- The flattened ball-ends have 1 mm holes, where the wire can easily be placed and turned.
- Long blade fits well even in tight places.

- LMErgoSense®** LM 412-413 ES
- LMErgoSense®** LM 412-413 EST
- LMErgoMax™** LM 412-413 XSI



Ligature Tucker - Scaler U15

- For tucking of ligatures and arch wires (414)
- For removing of cement excesses following the removal of orthodontic appliance (150)

- LMErgoSense®** LM 414-150 ES
- LMErgoSense®** LM 414-150 EST
- LMErgoMax™** LM 414-150 XSI



Ligature Director

- For tucking ligatures and arch wires
- For placement of arch wire
- The forked end is particularly suitable for guiding a ligature ring over e.g. the fourth wing of a bracket.
- The forked end tip is rotated 90°

- LMErgoSense®** LM 411-415 ES
- LMErgoSense®** LM 411-415 EST
- LMErgoMax™** LM 411-415 XSI



Ligature Tucker

- For tucking of ligatures and arch wires
- For placement of arch wire
- The forked end is particularly suitable for guiding a ligature ring over e.g. the fourth wing of a bracket.

- LMErgoSense®** LM 414-415 ES
- LMErgoSense®** LM 414-415 EST
- LMErgoMax™** LM 414-415 XSI
- LMErgoNorm™** LM 414-415 SI



Handle options:



**LMErgoSense®**



**LMErgoMax™**



**LMErgoNorm™**

# IMPROVING MATERIAL FLOWS AND PATIENT SAFETY

Unique RFID intelligence in dental clinics



What if you could know the exact location and status of every dental instrument and material in your clinic?

LM Dental Tracking System™ is the first commercially available system in dental industry to efficiently track and monitor instruments and materials using an advanced RFID technology.

The unique LM Dental Tracking System™ is created by combining scanning readers, proprietary server software and dental instruments and materials with built-in or retrotagged RFID tags. The system gives the visibility of instruments and materials from storage and maintenance to patient care.

The scanned and documented information improves patient safety, material handling and increases cost efficiency. LM DTS™ offers new possibilities within maintenance and clinical use for dental clinics.

## KEY ADVANTAGES



### Patient safety

- Safe materials
- Sterilized instruments
- Material traceability



### Cost reduction

- Avoid time consuming manual controls
- Decrease stock
- Improve material flow



### Asset management

- Ease consumption recording
- Indication of demand
- Improve time management



### Documentation & education support

- Reduce risks
- Decrease loss
- Clinical training
- Patient session planning



New intelligence in the dental clinic - know the location of all instruments and materials.

Scan the QR for more Information at [www.dentaltracking.com](http://www.dentaltracking.com)



## LM-SERVO™ E INSTRUMENT CASSETTES

In LM-Servo™ E cassettes the instrument handles are clearly visible providing RFID tag readability and identification of individual instruments, though the tips are securely covered with safety shields preventing sharp injuries and protecting the blades.



The LM-Servo™ E cassette series is available with built-in RFID tagging. This option makes E cassettes excellent tool for improving traceability by enabling easy handling and tracking of instruments as sets. Below you find the product codes for RFID tagged cassettes marked with RFID symbol.

The cassettes can be coded with silicone code buttons (LM 6000 - 6005) and attached to the LM-ServoMax™ with a special lock (LM 6417).



### LM-Servo™ 5E

- For five hand instruments
- Cassette is equipped with safety shields of different colors: grey, blue, green and yellow.
- Outer dimensions: 180 x 83 x 26 mm
- Inner dimensions: 174,8 x 78,6 x 21,4 mm





 LM 6551 grey  
 LM 6551T grey





 LM 6552 blue  
 LM 6552T blue



 LM 6553 green  
 LM 6553T green





 LM 6554 yellow  
 LM 6554T yellow



### LM-Servo™ 8E

- For eight hand instruments
- Cassette is equipped with safety shields of different colors: grey, blue, green and yellow.
- Outer dimensions: 180 x 133 x 26 mm
- Inner dimensions: 174,8 x 128,9 x 21,4 mm




 LM 6581 grey  
 LM 6581T grey





 LM 6582 blue  
 LM 6582T blue



 LM 6583 green  
 LM 6583T green



 LM 6584 yellow  
 LM 6584T yellow

LM-SERVOMAX™ TRAY SYSTEM MD CE

LM ServoMax™

Optimal work flow & rational maintenance.


LM-ServoMax™ tray system organises and rationalises the handling of dental instruments and accessories during the procedures and maintenance. It facilitates good infection control and saves time by reducing the handling of individual items. It also prolongs the life span of instruments and protects the personnel. Its versatile modules keep all instruments and accessories organised in a single tray. The system is adaptable to treatment specific and individual needs.




LM-ServoMax™ tray set  
LM 6410

- Includes: 1 set of universal trappers and 2 metal clips
- Dimensions: 288 x 185 x 29 mm

Rational maintenance with minimal handling



LM-ServoMax™ universal trapper, 2 pcs  
LM 6416



LM-ServoMax™ metal clips, 2 pcs  
LM 6415

- For locking LM-Servo™ 5 or LM-Servo™ 8 instrument cassette on the tray



LM-ServoMax™ standard case  
LM 6420



LM-ServoMax™ restoration / endo case  
LM 6430

LM-ServoMax foam, 20 pcs  
LM 6435

- For cleaning the endo files



LM-ServoMax™ ultrasonic tip case  
LM 6460

- For six ultrasonic tips



LM-ServoMax™ bur endofile case  
LM 6450

- For eight burs and fourteen files
- Includes adjustment and measuring scales for files



LM-ServoMax™ syringe holder  
LM 6495

- A stand attachable to the LM-ServoMax™ tray to place the anesthetic syringe safely in the needle guard



- LM-ServoMax™ tray system modules have a universal design that complies the standard for dental tray dimensions. They are made of exceptionally durable special plastic which tolerate all common cleaning and sterilisation methods and agents (max 134 °C / 273 °F). Modules are sold empty.



LM-ServoMax™ waste cup holder  
LM 6490



LM-ServoMax™ instrument rack

- LM 6471 black
- LM 6472 orange
- LM 6473 blue
- LM 6474 red
- LM 6475 green

- Color-coded rails for attaching instruments to the LM-ServoMax™ tray
- Length adjustable according to the size of instruments
- Package 2 pcs / color

## LM-SERVO™ CASSETTES MD CE

In LM-Servo™ cassettes hand instruments are locked securely but rotate freely for optimal cleaning and guaranteed infection control. The cassettes can be coded with silicone code buttons.

The cassettes can be attached to the LM-ServoMax™ tray with metal clips (LM 6415).



LM-Servo™ 5  
LM 6650

- For five hand instruments
- Dimensions: 180 x 86 x 28 mm



LM-Servo™ 8  
LM 6680

- For eight hand instruments
- Dimensions: 180 x 136 x 28 mm

## CODING PRODUCTS

### Code buttons

- LM 6000 blue
- LM 6001 green
- LM 6002 orange
- LM 6003 red
- LM 6004 yellow
- LM 6005 brown

- For color-coding the LM-Servo™ and LM-Servo™ E cassettes
- Package 20 pcs / color



### Code rings

- LM 5000 blue
- LM 5001 green
- LM 5002 orange
- LM 5003 red
- LM 5004 yellow
- LM 5005 black
- LM 5006 white
- LM 5007 brown
- LM 5008 lavender
- LM 5009 pink
- LM 5010 dark grey
- LM 5011 lime

- For color-coding hand instruments
- Package 50 pcs / color

## SHARPENING MACHINE

### LMRondoPlus™

Instruments used in treating hard tissue blunt quickly, naturally compromising efficiency and results. Periodontal instruments should be sharpened regularly.



■ Interactive demonstration and instruction CD and handy quick guide included!

### LM-RondoPlus™

LM 8600

Package includes:

Sharpening machine, foot pedal, 400 grit sharpening stone, 2 LM-Fingos™, 5 emery tapes, instruction CD and quick guide

#### Easy and quick

- Simple method - the blade is held in the correct sharpening position and the grinding stone rotates
- Sharpening one instrument only takes a few seconds

#### Versatile

- For both periodontal and preparation instruments
- For both right or left handed
- The direction of rotation can be selected

#### Accurate and safe

- A dual-position instrument rest. The upper position is for preparation instruments and the lower for periodontal instruments
- The original blade form is preserved
- Low rotational speed - the blade will not heat up nor will its temper be affected

The fine-grain ceramic stone is 400 grit. Finer and coarser sharpening stones are available as spare parts.



On either side of the LM-RondoPlus™ there are LM-Fingo™ test sticks. Sharpness can be tested both with Fingo mounted on the LM-RondoPlus™ or your finger. The Fingo is made of an acrylic plastic and is sized to fit all users.

### Spare Parts

Grinding stone

■ LM 8660 600 grit (white)

■ LM 8640 400 grit, coarser (grey)

■ LM 8632 320 grit, coarsest (black)

LM 8630 Foot pedal

LM 8550 Emery tapes, 5 pcs

LM 8602 LM-Fingo™ 2 pcs

LM 8606 LM-Fingo™, 6 pcs

# LM™ INSTRUMENT REPROCESSING RECOMMENDATIONS

To take best care of your premium quality instruments

By following LM™ reprocessing recommendations, you can ensure your instruments to have both long life and high level performance. To take best care of your high-quality instruments pay attention to the recommendations and ensure that only validated procedures are used for cleaning and sterilization. For the hand instrument maintenance use LM-ServoMax™ tray system and LM-Servo™ cassettes in order to protect the instruments and avoid sharp injuries.

## LM DTS™ FOR IMPROVED PATIENT SAFETY

With LM Dental Tracking System™ you can increase patient safety with automated evidence-based infection control checks, creating a verifiable human-first approach. LM DTS™ provides possibilities for infection control documentation, automated checks and alerts, material traceability, reprocessing process documentation and records of maintenance and sterilization procedures. For more information go to [www.dentaltracking.com](http://www.dentaltracking.com) or contact your LM™ representative.



Go to [www.lm-dental.com/REPROCESSING](http://www.lm-dental.com/REPROCESSING) to read the recommendations



# LM Dental™

LM-Instruments Oy

Norrbyn rantatie 8 | FI-21600 Parainen | Finland

Tel. +358 2 4546 400

info@lm-dental.com | www.lm-dental.com